

COLORADO BUFFALOES



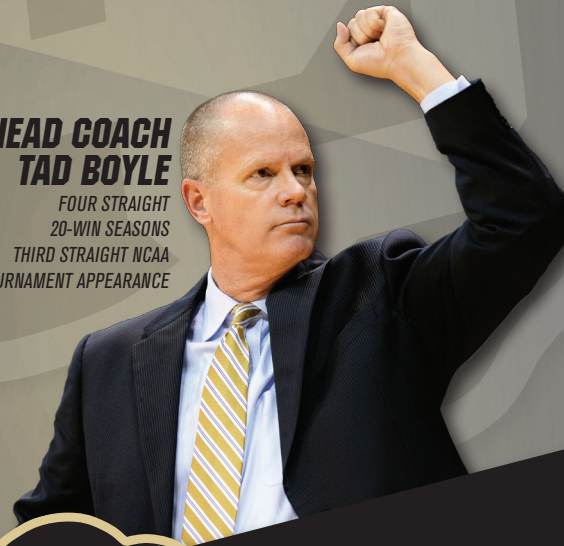
JOSH SCOTT
2013-14 Pac-12 FIRST TEAM
2012-13 ALL-Pac-12 FRESHMAN TEAM



ASKIA BOOKER
2013-14 Pac-12 HONORABLE MENTION
2014 Pac-12 ALL-TOURNAMENT TEAM

**HEAD COACH
TAD BOYLE**

FOUR STRAIGHT
20-WIN SEASONS
THIRD STRAIGHT NCAA
TOURNAMENT APPEARANCE



XAVIER JOHNSON

NCAA TOURNAMENT GUIDE

2nd & 3rd ROUNDS • MARCH 20 & 22
SOUTH REGION • ORLANDO, FLA.



Second Round MARCH 20-21

Third Round MARCH 22-23

Regional Semifinals MARCH 27-28

Regional Finals MARCH 29-30

National Semifinals APRIL 5

FILL OUT YOUR BRACKET NATIONAL BRACKET DAY MARCH 17

National Semifinals APRIL 5

Regional Finals MARCH 29-30

Regional Semifinals MARCH 27-28

Third Round MARCH 22-23

Second Round MARCH 20-21

First Four®

16 Albany (18-14) Mar 18 - truTV
16 Mt. St. Mary's (16-16) S

12 NC State (21-13) Mar 18 - truTV
12 Xavier (21-12) MW

First Round* DAYTON MARCH 18-19

16 Cal Poly (13-19) Mar 19 - truTV
16 Texas Southern (19-14) MW

11 Iowa (20-12) Mar 19 - truTV
11 Tennessee (21-12) MW

Watch On truTV



Final Four® NORTH TEXAS APRIL 5 AND 7

National Championship APRIL 7

Watch the tournament on these networks or online at NCAA.COM/MARCHMADNESS



ALL TIMES EASTERN

*On March 16, the NCAA Division I Men's Basketball Committee will select eight teams to play the first-round games on March 18 and 19 in Dayton. The four winning teams will advance to a second-round site to be determined by the committee during selection weekend.

Second-round and third-round and regional sites will be placed in the bracket by the NCAA Division I Men's Basketball Committee March 16. March 20 and 22 second-/third-round sites: Buffalo, Milwaukee, Orlando, Spokane. March 21 and 23 second-/third-round sites: Raleigh, San Antonio, San Diego, St. Louis. March 27 and 29 regional sites: Anaheim, Memphis. March 28 and 30 regional sites: Indianapolis, New York.



- 1 Florida (32-2) Mar 20
16 Albany/Mt. St. Mary's Mar 20
8 Colorado (23-11) Mar 20
9 Pittsburgh (25-9) Mar 20
5 VCU (26-8) Mar 21
12 Stephen F. Austin (31-2) Mar 21
4 UCLA (26-8) Mar 21
13 Tulsa (21-12) Mar 21
6 Ohio State (25-9) Mar 20
11 Dayton (23-10) Mar 20
3 Syracuse (27-5) Mar 20
14 Western Mich. (23-9) Mar 20
7 New Mexico (27-6) Mar 21
10 Stanford (21-12) Mar 21
2 Kansas (24-9) Mar 21
15 Eastern Ky. (24-9) Mar 21
1 Virginia (28-6) Mar 21
16 Coastal Caro. (21-12) Mar 21
8 Memphis (23-9) Mar 21
9 G. Washington (24-8) Mar 21
5 Cincinnati (27-6) Mar 20
12 Harvard (26-4) Mar 20
4 Michigan State (26-8) Mar 20
13 Delaware (25-9) Mar 20
6 North Carolina (23-9) Mar 21
11 Providence (23-11) Mar 21
3 Iowa State (26-7) Mar 21
14 NC Central (28-5) Mar 21
7 Connecticut (26-8) Mar 20
10 St. Joseph's (24-9) Mar 20
2 Villanova (28-4) Mar 20
15 Milwaukee (21-13) Mar 20

Orlando Mar 22

San Diego Mar 23

Buffalo Mar 22

St. Louis Mar 23

Raleigh Mar 23

Spokane Mar 22

San Antonio Mar 23

Buffalo Mar 22

SOUTH MEMPHIS March 27 & 29

EAST NEW YORK March 28 & 30

WEST ANAHEIM March 27 & 29

MIDWEST INDIANAPOLIS March 28 & 30

San Diego Mar 23

Spokane Mar 22

San Antonio Mar 23

Milwaukee Mar 22

St. Louis Mar 23

Orlando Mar 22

Raleigh Mar 23

Milwaukee Mar 22

- 1 Arizona (30-4) Mar 21
16 Weber State (19-11) Mar 21
8 Gonzaga (28-6) Mar 21
9 Oklahoma St. (21-12) Mar 21
5 Oklahoma (23-9) Mar 20
12 N. Dakota St. (25-6) Mar 20
4 San Diego St. (29-4) Mar 20
13 New Mexico St. (26-9) Mar 20
6 Baylor (24-11) Mar 21
11 Nebraska (19-12) Mar 21
3 Creighton (26-7) Mar 21
14 La.-Lafayette (23-11) Mar 21
7 Oregon (23-9) Mar 20
10 BYU (23-11) Mar 20
2 Wisconsin (26-7) Mar 20
15 American (20-12) Mar 20
1 Wichita State (34-0) Mar 21
16 Cal Poly/Texas Southern Mar 21
8 Kentucky (24-10) Mar 21
9 Kansas State (20-12) Mar 21
5 Saint Louis (26-6) Mar 20
12 NC State/Xavier Mar 20
4 Louisville (29-5) Mar 20
13 Manhattan (25-7) Mar 20
6 Massachusetts (24-8) Mar 21
11 Iowa/Tennessee Mar 21
3 Duke (26-8) Mar 21
14 Mercer (26-8) Mar 21
7 Texas (23-10) Mar 20
10 Arizona State (21-11) Mar 20
2 Michigan (25-8) Mar 20
15 Wofford (20-12) Mar 20



2013-2014 COLORADO MEN'S BASKETBALL



Andrew Green | Assistant Director Sports Information
357 UCB | Fieldhouse Annex 50 | Office: 303-492-3812 | Cell: 720-470-9780
andrew.green@colorado.edu | www.CUBuffs.com | @CUBuffs

GAME #35

vs. Pittsburgh Panthers (25-9, 11-7 ACC)
Thursday, March 20, 11:40 a.m. (MDT)
NCAA Tournament 2nd Round (Orlando, Fla.)
Arena: Amway Center (20,000)

Television: TBS

Announcers: Brian Anderson, Dan Bonner,
Kristine Leahy

850 KOA: Mark Johnson, Scott Wilke

Westwood One: Tom McCarthy, Donny Marshall

Satellite Radio: Sirius (93)/XM (192)

CU vs. Pitt: Pitt leads 1-0 (Dec. 27, 1931), 25-23 in
Denver.

CU vs. ACC: CU is 4-5 against the Atlantic Coast
Conference.

2013-2014 SCHEDULE (23-11, 10-8 Pac-12)

| Date | Opponent (TV) | Time/Result |
|--------------|-------------------------------|---------------|
| Fri. Nov. 8 | #vs. 25/RV Baylor (ROOT) | L, 60-72 |
| Sun. Nov. 10 | UT MARTIN (P12N) | W, 91-65 |
| Wed. Nov. 13 | WYOMING (P12N) | W, 63-58 |
| Sat. Nov. 16 | JACKSON STATE (P12N) | W, 94-70 |
| Mon. Nov. 18 | ARKANSAS STATE (P12N) | W, 93-70 |
| Thu. Nov. 21 | SANTA BARBARA (P12N) | W, 76-68 |
| Sun. Nov. 24 | RV/RV HARVARD (ESPNU) | W, 70-62 |
| Sat. Nov. 30 | at Air Force (MWN) | W, 81-57 |
| Tue. Dec. 3 | at Colorado State (ESPN3) | W, 67-62 |
| Sat. Dec. 7 | 6/7 KANSAS (ESPN2) | W, 75-72 |
| Fri. Dec. 13 | ELON (P12N) | W, 80-63 |
| Sat. Dec. 21 | ^vs. 7/7 Oklahoma St. (ESPN2) | L, 73-78 |
| Sat. Dec. 28 | GEORGIA (P12N) | W, 84-70 |
| Thu. Jan. 2 | *OREGON STATE (ESPNU) | W, 64-58 |
| Sun. Jan. 5 | *10/9 OREGON (FS1) | W, 100-91 |
| Wed. Jan. 8 | *%at Washington St. (P12N) | W, 71-70 (ot) |
| Sun. Jan. 12 | *at Washington (FS1) | L, 54-71 |
| Thu. Jan. 16 | *25/25 UCLA (P12N) | L, 56-69 |
| Sat. Jan. 18 | *USC (FS1) | W, 83-62 |
| Thu. Jan. 23 | *at 1/1 Arizona (ESPN2) | L, 57-69 |
| Sat. Jan. 25 | *at Arizona State (P12N) | L, 51-72 |
| Sat. Feb. 1 | *UTAH (P12N) | W, 79-75 (ot) |
| Wed. Feb. 5 | *WASHINGTON STATE (P12N) | W, 68-63 |
| Sun. Feb. 9 | *WASHINGTON (ESPNU) | W, 91-65 |
| Thu. Feb. 13 | *at UCLA (ESPN2) | L, 74-92 |
| Sun. Feb. 16 | *at USC (ESPNU) | W, 83-74 |
| Wed. Feb. 19 | *ARIZONA STATE (ESPNU) | W, 61-52 |
| Sat. Feb. 22 | * 4/4 ARIZONA (ESPN) | L, 61-88 |
| Sat. Mar. 1 | *at Utah (P12N) | L, 64-75 |
| Wed. Mar. 5 | *at Stanford (ESPN2) | W, 59-56 |
| Sat. Mar. 8 | *at California (P12N) | L, 65-66 (ot) |
| Wed. Mar. 12 | **vs. USC (Pac-12N) | W, 59-56 |
| Thu. Mar. 13 | **vs. Cal (Pac-12N) | W, 59-56 |
| Fri. Mar. 14 | **vs. 4/4 Arizona (P12N) | L, 43-63 |
| Thu. Mar. 20 | ^vs. Pittsburgh | 11:40 a.m. |

**-Pac-12 Tournament (MGM Grand Garden Arena, Las Vegas)
%-Spokane, Wash. #-American Airlines Arena (Dallas, Texas)
^-MGM Grand Showcase (MGM Grand Garden Arena, Las Vegas)
P12N (Pac-12 Network); FS1 (Fox Sports 1)
^^ NCAA Tournament 2nd Round (Orlando, Fla.)

COLORADO PROBABLE STARTERS

| Pos/No | Player | Ht | Wt | Yr | Hometown | PPG | RPG | APG |
|--------|----------------|------|-----|--------|-------------------------|------|-----|------|
| F 1 | Wesley Gordon | 6-9 | 225 | RS-Fr. | Colorado Springs, Colo. | 5.9 | 6.1 | ^1.4 |
| F 2 | Xavier Johnson | 6-7 | 220 | So. | Los Angeles, Calif. | 12.0 | 5.9 | *0.8 |
| F 40 | Josh Scott | 6-10 | 245 | So. | Monument, Colo. | 14.1 | 8.5 | ^1.2 |
| G 0 | Askia Booker | 6-2 | 170 | Jr. | Los Angeles, Calif. | 14.0 | 3.7 | 3.4 |
| G 3 | Xavier Talton | 6-2 | 180 | So. | Sterling, Colo. | 4.9 | 2.2 | 1.6 |

^-blocks; *-steals

CU RESERVES

| | | | | | | | | |
|------|--------------------|-----|-----|-----|--------------------|-----|-----|-----|
| F 10 | Tre'Shaun Fletcher | 6-7 | 200 | Fr. | Tacoma, Wash. | 2.9 | 1.5 | 0.2 |
| F 32 | Ben Mills | 7-0 | 230 | Sr. | Hartland, Wis. | 1.3 | 0.8 | 0.2 |
| G 5 | Eli Stalzer | 6-3 | 190 | So. | Brea, Calif. | 1.6 | 0.8 | 0.3 |
| G 13 | Dustin Thomas | 6-7 | 220 | Fr. | Texarkana, Texas | 3.7 | 2.5 | 0.5 |
| G 23 | Jaron Hopkins | 6-5 | 190 | Fr. | Mesa, Ariz. | 4.9 | 2.5 | 1.1 |
| G 24 | George King | 6-5 | 208 | Fr. | San Antonio, Texas | 1.6 | 1.6 | 0.2 |

INJURED

| | | | | | | | | |
|------|-------------------|-----|-----|-----|------------------------|------|-----|-----|
| G 25 | Spencer Dinwiddie | 6-6 | 200 | Jr. | Woodland Hills, Calif. | 14.7 | 3.1 | 3.8 |
|------|-------------------|-----|-----|-----|------------------------|------|-----|-----|

QUICKLY: CU enters with its highest NCAA Tournament seed (8th); they were 9th in the 1997 East Regional (defeated Indiana, fell to No. 1 seed N. Carolina) • CU earned its third straight NCAA Tournament berth (2012: 3rd Round; 2013: 2nd Round; 2014: 2nd Round).

MORE TOURNAMENT HISTORY: It's CU's 13th NCAA Tournament appearance (10-14, .417) • Two Final Fours: 1942 & 1955 • CU last played in the state of Florida for the NCAA Tournament (Tampa) as a No. 10 seed in 2003: lost to No. 7 Michigan State • Three-straight NCAA Tourney berths is a school-record under Head Coach Tad Boyle • Since 1997 (7 NCAA games since), Thursday will be first time CU will be the higher seed and wear their home white jerseys.

20-WINS SEASONS: CU has won 23 games, the third most victories in school history. Coach Boyle owns the top three winningest seasons in school history (24 wins in each of the 2011-12 and 2010-11 seasons) • CU has won 20 games in each of Tad Boyle's four seasons at CU - a school record for four straight years • In 113 years of CU basketball there's been eight seasons of 20 wins or more, and he owns four of them.

A WIN THURSDAY MEANS: Tying the school record 24 wins • Advancing to the NCAA Tourney third round for the second time in three years • Another shot at the No. 1 ranked team in the country (CU is 0-16 all-time) if Florida advances to the third round.

CU IN POSTSEASON: The Buffs are 13-5 in postseason games (9-2 conference, 3-1 NIT, 1-2 NCAA) under Coach Boyle, .722 postseason winning % • Boyle ranks first in school history • Has advanced to the conference tournament semifinals three of the last four years (2014, 2012, 2011: Big 12).

2013-2014 Team Averages

| | CU | CU | Pitt | Pitt |
|-----------------|-----------|--------|--------|------|
| | All Games | Pac-12 | All Gm | ACC |
| Points | 70.9 | 68.9 | 72.5 | 69.6 |
| Pts. Allowed | 67.9 | 70.4 | 62.4 | 65.4 |
| Scoring Mar. | +2.9 | -1.5 | +10.1 | +4.2 |
| Field Goals | 23.5 | 23.2 | 24.9 | 23.1 |
| Field Goal Att. | 53.8 | 53.9 | 53.9 | 51.9 |
| Field Goal Pct. | .437 | .429 | .461 | .445 |
| FG Defense | .429 | .432 | .413 | .427 |
| 3-pt FGs | 5.2 | 4.8 | 5.1 | 5.3 |
| 3-pt FG Att. | 16.3 | 15.2 | 14.4 | 13.9 |
| 3-pt FG Pct. | .320 | .318 | .356 | .378 |
| 3-pt Pct Def. | .357 | .374 | .331 | .353 |
| FTM | 18.7 | 17.8 | 17.6 | 18.1 |
| FT Att. | 26.0 | 24.8 | 24.8 | 25.6 |
| FT Pct. | .716 | .717 | .711 | .705 |
| Off. Rebs. | 11.6 | 11.1 | 12.1 | 11.7 |
| Def. Rebs. | 25.9 | 25.3 | 23.9 | 22.5 |
| Total Rebs. | 37.5 | 36.4 | 36.1 | 34.2 |
| Reb. Margin | +6.2 | +3.9 | +6.3 | +3.4 |
| Fouls | 16.6 | 16.2 | 17.5 | 18.3 |
| Turnovers | 13.2 | 13.6 | 10.6 | 11.1 |
| Assists | 11.5 | 11.1 | 15.6 | 14.7 |
| Blocks | 3.4 | 4.0 | 3.0 | 2.8 |
| Steals | 6.0 | 5.7 | 7.0 | 6.9 |

CU MBB vs. Pac-12 (under Boyle)

| | | |
|------------------|--------------|-------------|
| Arizona | 3-6 | .333 |
| Arizona State | 3-3 | .500 |
| *California | 5-3 | .667 |
| UCLA | 0-4 | .000 |
| Oregon | 5-1 | .833 |
| *Oregon State | 5-2 | .714 |
| USC | 5-0 | 1.000 |
| Stanford | 3-3 | .500 |
| Utah | 5-2 | .714 |
| Washington | 2-2 | .500 |
| Washington State | 4-0 | 1.000 |
| Totals | 40-26 | .606 |

*includes games in 2010-11

CU MBB vs. Pac-12 (all-time)

| | | |
|------------------|--------------|-------------|
| Arizona | 11-11 | .500 |
| Arizona State | 5-5 | .500 |
| California | 12-12 | .500 |
| UCLA | 1-8 | .111 |
| Oregon | 8-3 | .727 |
| Oregon State | 10-4 | .714 |
| USC | 7-3 | .700 |
| Stanford | 6-9 | .400 |
| Utah | 25-17 | .595 |
| Washington | 8-9 | .471 |
| Washington State | 5-1 | .833 |
| Totals | 98-82 | .544 |

CU vs. THE NATION'S TOP-10*(bold indicates under Coach Boyle)*

- #2 vs. Oklahoma St., 57-53, Feb. 12, 1992
- #3 vs. Texas, 93-80, Feb. 4, 2003
#3 vs. Kansas, 72-68, Jan. 20, 1953
#3 vs. Kansas State, 65-57, Feb. 23, 1952
- #4 at Arizona State, 93-70, Dec. 16, 1963
#4 vs. Iowa, 60-57, Dec. 12, 1955
#4 vs. Washington, 81-60, Dec. 30, 1953
- #5 vs. Texas, 91-89, Feb. 26, 2011**
#5 at Missouri, 81-79 (ot), Jan. 15, 1973
#5 vs. New Mexico, 79-72, Dec. 16, 1968
#5 vs. Iowa, 75-54, Mar. 21, 1955
- #6 vs. Kansas, 75-72, Dec. 7, 2013**
#6 vs. Kansas, 60-59, Jan. 22, 2003
#6 vs. Missouri, 92-88, Mar. 9, 1990
- #7 vs. Kansas, 62-59, Jan. 17, 1967
#7 vs. Kansas State, 81-80, Feb. 13, 1961
- #8 vs. Missouri, 89-76, Jan. 8, 2011**
#8 vs. Iowa State, 70-45, Jan. 18, 1997
#8 vs. Kansas, 79-71, Feb. 20, 1991
- #9 vs. Arizona, 71-58, Feb. 14, 2013**
#9 vs. Iowa State, 59-52, Feb. 11, 1957

Colorado defeated a top-5 ranked opponent at HOME: #3, vs. Texas, 93-80 (Feb. 4, 2003)**Colorado defeated a ranked opponent on the ROAD (recent): #19/19 at Oregon, 48-47 (Feb. 7, 2012)****CU defeated a ranked opponent on a NEUTRAL COURT: #16/17 Baylor, 60-58 (at Charleston, S.C.), Nov. 16, 2012****CU faced a No. 1 ranked team: 16 times, latest Jan. 23, 2014 at Arizona, 69-57**

ROAD TRIPS: CU closed the regular season with three straight road games, then left for the Pac-12 Conference Tournament, now they're headed across the country for the NCAA Tournament. Since March 1, the Buffs have covered all four time zones:

Boulder to SLC (Utah: Mar. 1: 510 miles)
 Boulder to Palo Alto (Stanford: Mar. 5: 1,270 miles)
 Palo Alto to Berkeley (Cal: Mar. 8, via bus: 39 miles)
 Boulder to Las Vegas (Pac-12 Tourney: 762 miles)
 Boulder to Orlando (NCAA Tournament: Mar. 22: 1,860 miles)

Total Distance Traveled: 4,441 miles

COACH BOYLE: The Buffs are an impressive 7-2 in the Pac-10/Pac-12 Conference Tournament history (.778). Record and winning percentage rank first • Winning percentage (.648), is the best of any CU coach in men's hoops history (min. 2 years) • 92 victories, most wins in any four-year span in school history (92-49 record).

RECORD BOOKS: CU has made 634 free throws, second most in school history (679: 2010-11 • Rebounding margin of +6.2, ranks second (+8.9: 1962-63) • FT% of .716 ranks eighth all-time at CU • 35 games played this season, ranks third most • 1276 rebounds is fifth all-time with the 1998-99 season.

CU's RECORD WITH THESE STARTING LINEUPS:

Booker, Dinwiddie, Gordon, Johnson, Scott: 12-3
 Booker, Dinwiddie, Hopkins, Johnson, Scott: 2-0
 Booker, Hopkins, Gordon, Johnson, Scott: 2-3
 Booker, Talton, Gordon, Johnson, Scott: 4-2
 Booker, Talton, Thomas, Johnson, Scott: 3-2
 Booker, Talton, Thomas, Johnson, Mills: 0-1

TRIO OF PLAYERS AVG 13.5+ PPG:

(Conference Only; played 75% of team games)

Iowa State: Ejim (18.2), Kane (18.1) & Niang (16.8).
 Missouri: Brown (20.8), Clarkson (16.7) & Ross (13.6).
 Temple: Pepper (17.6), Cummings (16.4) & DeCosey (15.8).
 Oklahoma State: Smart (18.3), Brown (17.5) & Nash (14.6).
 Louisville: Smith (19.1), Harrell (15.5) & Hancock (13.9).
Colorado: Scott (15.6), Booker (14.5) & Johnson (13.7).
 Florida State: Thomas (14.8), Miller (13.5) & White (13.5).

MOST WINS IN A SEASON: Head Coach Tad Boyle is the first CU head coach to guide the program to four-straight 20-win seasons. He also owns the school record for most wins in a season (24), twice.

(Bold indicates Coach Boyle years)

- 24 2011-12**
24 2010-11
- 23 2013-14**
- 22 1996-97
- 21 2012-13**
21 1968-69

BEST HOME RECORDS: Of the best home records in school history (minimum 10 home games played) in terms of wins, the Tad Boyle coaching staff owns the top two and three of four.

| | | |
|-------------------|-------------|-------------|
| 2011-2012: | 18-2 | .900 |
| 2013-2014: | 16-2 | .889 |
| 2002-2003: | 14-1 | .933 |
| 2011-2012: | 14-2 | .875 |
| 1996-1997: | 13-1 | .929 |
| 1983-1984: | 13-2 | .867 |
| 2009-2010: | 13-3 | .813 |
| 1999-2000: | 13-3 | .813 |
| 1998-1999: | 13-3 | .813 |
| 1979-1980: | 13-3 | .813 |
| 1990-1991: | 13-4 | .765 |
| 2012-2013: | 12-3 | .800 |

PAC-12 TOURNAMENT WRAP: The Buffaloes were the No. 5 seed in the Pac-12 Tournament and advanced to the semifinal round of a league championship for the third time in the last four seasons (includes 2011 Big 12 Championship); all coming under the leadership of Tad Boyle.

CU began the tournament by defeating Southern California, 59-56 for the third time this year. Pac-12 All-Tournament team selection Askia Booker led the Buffs in scoring in all three games, with his best outing coming against the Trojans (21 points). In the quarterfinals, the Buffs faced California and avenged a one-point overtime loss in the regular season finale in Berkeley. The rematch came down to the wire again, but the Buffs stingy 'D' forced Cal into a desperation shot at the buzzer that wouldn't fall and CU advanced to the semis with another 59-56 victory. No. 1 seeded Arizona finally ended CU's tourney run, 63-43, thanks to a huge second half surge. The Buffs held Arizona to its third lowest first half output (27 points) of the season and trailed by just three at intermission; but the Wildcats proved to be a different beast in the second half, bouncing CU from the conference tournament for the second consecutive year.

2013-2014 COLORADO BASKETBALL ROSTER

Table with columns: No., Student-Athlete, Pos., Ht., Wt., Cl., Exp, Hometown (High School/Previous College). Lists 25 players with their stats and backgrounds.

Head Coach: Tad Boyle (Kansas '85) - Fourth Year at CU

Associate Head Coach: Jean Prioleau (Fordham '92) - Fourth Year

Assistant Coach/Head Recruiting Coordinator: Mike Rohn (McPherson College '90; Fort Hays State '93) - Fourth Year

Assistant Coach: Rodney Billups (Denver 2005) - Fourth Year

Director of BB/Video Operations: Bill Cartun (Bates College 2005; Connecticut 2007) - Fourth Year

Director of Player Development: Sean Kearney (Scranton '81) - First Year

Athletic Trainer: Rawley Klingsmith (Northern Colorado 2000; Oregon 2002) - First Year

Director of Basketball Strength & Conditioning: James Hardy (Christopher Newport 2003; Auburn 2006) - Seventh Year

Summary table of player counts by state and position. Columns include state names (Arizona, California, Colorado, New Mexico, Texas, Washington, Wisconsin) and position groups (Seniors, Juniors, Sophomores, Freshmen, Redshirt-Freshmen) with player counts.

WHO ON THE TEAM DOES WHAT ...
Bench: Josh benches 267lb; He benches 185lb 17 times (Last year, he benched 185 only 7 times)
Squats: Josh: 433 (team all-time high is Austin Dufault 444)
Approach Vertical: Askia is 42.5
Standing Vertical: Xavier is 34.5
Biggest Shoe Size: George - 16
Smallest shoe size: Beau - 10.5
Tallest: Ben Mills 7-0
Shortest: Beau 6-0
Heaviest: Josh 245
Lightest: Askia 170
Oldest: Kevin 23 years old
Youngest: Dustin 18 years old
Most credit hours (spring semester): Ben Mills, Beau Gamble (13 credits).
Madden Football Champion: Spencer

BUFF BITS: CU is 4-2 this season when having three starters from the Centennial State (Gordon, Scott, Talton) • Askia Booker, Josh Scott, and Xavier Johnson all scored in double-figures in both Pac-12 Tournament games, marking the 19th and 20th time that has happened this season. CU is 16-4 in those games • When Booker is the leading scorer, CU is 8-2 in those games • Since CU joined the Pac-12, it has played the most one-point games in the conference (8). The Buffaloes are 5-3 in those games.

BLOCKS IN A SEASON: Last time CU had two players with 40+ blocks in a season was 1993-94 (Ted Allen: 55, Donnie Boyce: 40). This season: Wesley Gordon (41) and Josh Scott (40).

20-POINT SCORERS: Four different players have scored over 20 points resulting in a combined 14-4 record. Askia Booker: 4-1 record; Josh Scott: 4-2; Xavier Johnson: 3-1; and Spencer Dinwiddie: 3-0.

MBB MISCELLANEOUS: Overall (all games), CU is 39-3 out-rebounding and holding opponent under 40 FG% • CU is 13-7 when committing single-digit turnovers over the last four years (CU has performed single-digit turnovers six times this season) • CU has made at least one three-pointer in

399-straight games (dating back to Jan. 19, 2002) • CU is 15-5 when the game is a home sellout.

5TH PLACE OR BETTER: This season was the fourth straight year CU finished the conference season in fifth place among the final standings (three: Pac-12, once: Big 12). The four conference placings of fifth place or better is the first time since the 1963-67 seasons (1963-64: 2nd; 1964-65: t-5th; 1965-66: t-5th; 1966-67: t-2nd).

DOUBLE-DOUBLES: Biggest Improvement in 2012-13 à 2013-14

(play in 75% of team games both seasons)

| Player, Team(s) | 2012-13 | 2013-14 | Diff |
|--------------------------|---------|---------|------|
| D.J. Shelton, Wash State | 1 | 13 | +12 |
| Josh Scott, Colo | 2 | 13 | +11 |
| Montrezl Harrell, Lou | 0 | 10 | +10 |
| Talib Zanna, Pitt | 2 | 11 | +9 |
| Jordan Bachynski, AriSt | 4 | 12 | +8 |
| Cameron Ridley, Tex | 1 | 9 | +8 |

PAC-12, MOST REBOUNDS BY TRIO

(top trio on each team only)

Cal: 687 - R. Solomon (307), D. Kravish (242) & T. Wallace (138).

Arizona: 673 - A. Gordon (265), K. Tarczewski (212) & R. Hollis-Jefferson (196).

Stanford: 666 - J. Huestis (275), D. Powell (227) & A. Brown (164).

UCLA: 619 - K. Anderson (292), J. Adams (175) & T. Parker (152).

Colo: 615 - J. Scott (289), X. Johnson (190) & W. Gordon (183).

TEAM NOTES: CU is an impressive 27-4 under Boyle when having 15+ assists in a game • CU is 7-0 overall when shooting 50 FG% (4-0 in Pac-12 games) • CU is 13-2 in single digits games (9-0 at home, 4-1 on the road) • CU has scored under 65 points in eight-straight games (4-4).

UNDER THE BOYLE WATCH: CU has made a school record back-to-back-to-back NCAA Tournaments appearances (2011-12, 2012-13, 2013-14) • Boyle was the first CU head coach since Sox Walseth to lead the Buffs to back-to-back NCAA Tournament appearances in 2011-12 & 2012-13 • The 2012-13 NCAA Appearance is CU's first at-large invite since 2002-03 (this season was another at-large bid) • In 12 NCAA Tournament appearances, the Buffs are 10-14 (.417) with two Final Fours (1942 & 1955) • First time in 113 years, four consecutive post-season appearances in post-season play (2010-11 NIT semifinal; 2011-12 NCAA 3rd Round; 2012-13 NCAA 2nd Round; 2013-14 2nd Round).

IMPRESSIVE STATS: Under the Boyle staff at the Events Center, CU is 50-1 when out-rebounding the opponent (last year out-rebounded Ariz. St., 41-26, OT loss) • CU is 31-2 when the opponent shoots under

Tad Boyle Career Record in Close Games (four years at Colorado)

Single-Digit Games (1-9 pts.): 47-23

2013-14: 15-2

Home: 9-0

Away: 4-1

Neutral: 2-1

2012-13: 11-8

Home: 3-3

Away: 5-4

Neutral: 3-1

2011-12: 11-4

Home: 6-0

Away: 2-3

Neutral: 3-1

2010-11: 10-9

Home: 6-2

Away: 2-5

Neutral: 2-2

1-5 Point Games Overall: 28-12

Home: 12-3

Away: 8-7

Neutral: 8-2

1-Point Margin: 5-4

Home: 2-0

Away: 2-3

Neutral: 1-1

2-Point Margin: 7-1

Home: 3-0

Away: 1-1

Neutral: 3-0

3-Point Margin: 6-3

Home: 1-2

Away: 3-1

Neutral: 2-0

4-Point Margin: 4-2

Home: 2-1

Away: 1-1

Neutral: 1-0

5-Point Margin: 6-2

Home: 4-0

Away: 1-1

Neutral: 1-1

OT Games: 5-5

Home: 2-2

Away: 2-3

Double-OT Games: 1-0

Home: 1-0

OVER THE YEARS WITH CU: Here's a look at CU basketball over the last 17 years with each head coach at the helm in Pac-12 & Big 12 play (all games stats listed). Bold indicates the best stat. Of the six categories, coach Boyle owns four of them.

TAD BOYLE

| Years | PPG | FG % | 3-Pt.% | FT% | To | W's |
|---------|------|-------------|--------|-------------|-------------|-----------|
| 2013-14 | 70.9 | .437 | .320 | .716 | 13.2 | 23 |
| 2012-13 | 67.6 | .433 | .344 | .686 | 13.3 | 21 |
| 2011-12 | 67.5 | .446 | .348 | .691 | 13.0 | 24 |
| 2010-11 | 80.1 | .475 | .374 | .778 | 11.6 | 24 |

JEFF BZDELIK

| Years | PPG | FG % | 3-Pt.% | FT% | To | W's |
|---------|------|------|-------------|------|------|-----|
| 2009-10 | 74.6 | .473 | .388 | .766 | 13.2 | 15 |
| 2008-09 | 62.9 | .454 | .346 | .731 | 14.1 | 9 |
| 2007-08 | 62.4 | .451 | .343 | .684 | 13.4 | 12 |

RICARDO PATTON

| Years | PPG | FG % | 3-Pt.% | FT% | To | W's |
|---------|-------------|------|--------|------|------|-----|
| 2006-07 | 69.1 | .417 | .313 | .655 | 17.5 | 7 |
| 2005-06 | 76.8 | .434 | .342 | .646 | 14.0 | 20 |
| 2004-05 | 71.6 | .435 | .353 | .629 | 14.4 | 14 |
| 2003-04 | 74.2 | .464 | .372 | .621 | 14.6 | 18 |
| 2002-03 | 75.2 | .443 | .326 | .669 | 14.0 | 20 |
| 2001-02 | 79.7 | .453 | .357 | .677 | 17.0 | 15 |
| 2000-01 | 80.6 | .460 | .359 | .715 | 16.5 | 15 |
| 1999-00 | 75.2 | .426 | .339 | .686 | 14.3 | 18 |
| 1998-99 | 73.1 | .414 | .344 | .702 | 14.7 | 18 |
| 1997-98 | 71.4 | .404 | .346 | .688 | 14.3 | 13 |
| 1996-97 | 73.1 | .420 | .362 | .681 | 13.9 | 22 |

**#0 Askia Booker • Los Angeles, Calif. (Price HS)
Guard • 6-2 • 170 • Jr. • 2L**

- Communication major; interested in creative writing.
- 2014 All-Pac 12 All-Tournament Team
- 2014 All-Pac-12 Honorable Mention
- 2014 All-District VIII (WY, UT, ID, NM, CO, NV, MT)
- Averaging 4.7 apg. in 17 games (80 total) w/ out Dinwiddie.
- First career double-double (16 pts., 12 assts.) at UCLA.
- First career back-to-back 20-point games (WSU & UW).
- Led CU in assists 15 of 16 games (three shared).
- 3rd on CU in ppg. (14.0); 1st in assists (116), steals (45), treys (37).
- Pac-12: 14.5 ppg., 4.5 apg., 4.3 rpg., 1.6 spg.
- Career-high five 3-pointers against UCLA (Jan. 16).
- Career-best 5 steals at Arizona State (Jan. 25).
- 31st player with over 1,000 career points (1,202: 19th place).
- Career: No. 16 in minutes (2,849); No. 18 assists (236).
- 30-footer at buzzer to beat No. 6/6 Kansas (Dec. 7) at CU.
- Pac-12 Player of the Week (Jan. 6 & Dec. 9).
- Career-high 27 points in home win vs. Oregon (Jan. 5).
- Iced the win at CSU with two FTs with three seconds to play.

**#1 Wesley Gordon • Colorado Springs, Colo. (Sierra HS)
Forward • 6-9 • 225 • RS-Fr.**

- Anthropology major – cultural anthropology is his focus.
- Second among Pac-12 freshman rebounds (6.1).
- Had second longest rebounding streak in Pac-12 w/ 6+ 9 times.
- Second on CU in rebounding (6.1); fifth in scoring (5.9 ppg.).
- Leads all Pac-12 freshmen in blocks (41); 2nd in rebounding (6.1).
- t-1st in CU blocks (41, 1.4 bpg) • 10 games w/ at least 2+ blocks.
- Has 26 starts, missed 4 games w/ injury.
- First career double-double at UW: 13 rbs., 11 pts., 4 blocks.
- Ranks 5th on the CU freshmen rebounding list (183).
- 20 games w/ 6+ rebounds • 4 games w/ 3+ blocks.

**#2 Xavier Johnson • Los Angeles, Calif. (Mater Dei HS)
Forward • 6-7 • 220 • So. • 1L**

- Double major: ethnic studies and communication.
- Career-high 27 points, team-best 10 FGs made vs. Washington.
- Netted 24 points at Cal • When XJ scores 11+, CU is 17-5.
- Averaged 19 points & 5.5 rebs. in two games in the Bay Area trip.
- Three double-doubles (Washington, Utah, Elon).
- Last 5 games: 1st in scoring (14.0 ppg.), third w/ 5.4 rpg.
- Pac-12 games: 18 starts; 12.8 ppg., 5.4 rpg.
- Five times this season (8 career) has led Buffs in scoring.
- 2nd in 3-pointers (36) • 3rd in rebounding (5.9).

**#3 Xavier Talton • Sterling, Colo. (Sterling HS)
Guard • 6-2 • 180 • So. • 1L**

- Double major: marketing and sociology.
- Tied career-high 14 points at USC w/ career-best 7 boards at USC.
- 27 treys this season • Career-best 5 assists vs. ASU (Feb. 19).
- Career-best 14 pts. vs. Utah; career-best 4 treys, 2 blocks vs. Utes.
- Season-high 19.3 minutes (7.3 mpg. last year).

**#5 Eli Stalzer • Brea, Calif. (Mater Dei HS)
Guard • 6-3 • 190 • So. • 1L**

- Accepted into CU's College of Music (Oct. 2012)
- Major is music (is a pianist) • 26 games played
- Scored a career-best 8 points at Utah.

**#10 Tre'Shaun Fletcher • Tacoma, Wash. (Lincoln HS)
Guard/Forward • 6-7 • 200 • Fr. • HS**

- Open Option major in CU's College of Arts and Sciences.
- Knee injury at Washington (Jan. 12) • Returned at Pac-12 Tourney.
- First CU MBB player from Washington state since the 1999-2000.
- Four games with seven or more points in a game.

**#12 Kevin Nelson • Albuquerque, N.M. (Albuquerque Acad.)
Guard • 6-2 • 185 • Jr.-RS**

- Finance major • Missed 2012-13 season with broken right ankle.
- Played in eight games this season • Sr. in classroom; Jr. on court.

**#13 Dustin Thomas • Texarkana, Texas (Pleasant Grove HS)
Forward • 6-7 • 220 • Fr. • HS**

- Open Option major in CU's College of Arts and Sciences.
- Started 6 games: 5.5 ppg., 3.5 rpg.
- Season-high 27 minutes at UCLA • 3+ boards in 17 games.
- Second youngest player in the Pac-12 Conference (MBB).

**#14 Beau Gamble • Boulder, Colo. (Fairview HS)
Guard • 6-0 • 180 • Sr. • 1L**

- Communication major • Eight games played this season.
- Toured Lithuania with Athletes in Action during the summer.

**#23 Jaron Hopkins • Mesa, Ariz. (Dobson HS)
Guard • 6-5 • 190 • Fr. • HS**

- Open Option major in College of Arts & Sciences.
- Tied for team honors w/ 10 rebounds in home win vs. UW (Feb. 9).
- 9 starts this season: 4.8 ppg., 2.7 rpg., 1.1 apg., 0.8 spg.
- Tied a season-best three made treys at Utah (March 1).
- Season-best 13 points (10 at first half) in home win vs. Oregon State.
- Scored 10 first half points w/ season-best 4 assists, 3 steals at USC.
- 10 points, season-high 2 steals in home win against USC (Jan. 18).
- Against Oregon State: 13 pts. on 5-of-8 FG, 2 treys.

**#24 George King • San Antonio, Texas (Brennan HS)
Guard/Forward • 6-5 1/2 • 208 • Fr. • HS**

- College major is psychology • Played in 26 of 35 games.
- 5 points, 3 assists, 16 minutes against USC (Jan. 18).
- Season-best 11 points vs. Arkansas State; 7 boards vs. Jackson State

**#25 Spencer Dinwiddie • Woodland Hills, Calif. (Taft HS)
Guard • 6-6 • 200 • Jr. • 2L**

- Out for the season 2013-14 season with ACL injury.
- Communication major; interested in broadcasting.
- 30th player in school history with 1,000 points (1,115: 23rd place).
- Team leader: scoring (14.7 ppg.), assists (3.1 apg.), steals (1.5).
- Tied career-high seven assists in wins over Oregon, Elon & Kansas.
- Scoring double-digits 13 of 17 games this season.
- Led CU in assists 11 times, steals 8 times, scoring 6 times.
- Top-50 Watch Lists: Cousy, Naismith, Wooden.
- Only Pac-12 player on World University Games summer roster.

**#32 Ben Mills • Hartland, Wis. (Arrowhead HS)
Center • 7-0 • 230 • Sr. • 3L**

- College major is English with an emphasis in creative writing.
- Enjoys writing fiction short stories • Events Center fan favorite.
- Scored a key four points, three rebounds in home win vs. Kansas.
- Started on Senior Night vs. 4/4 Arizona; made lone attempted trey.
- 92 wins over four-year career, ranks No. 1 among 4-year CU players.

**#40 Josh Scott • Monument, Colo. (Lewis-Palmer HS)
Forward • 6-10 • 245 • So. • 1L**

- College major is psychology (an education major).
- 2014 All-Pac-12 First Team Selection • 2014 All-District VIII.
- Shooting a team-best 51.0 FG% • 3rd in team scoring (14.1 ppg.).
- t-2nd Pac-12 double-doubles (13); 7 doubles in Pac-12 play (3rd).
- Pac-12 games only (led team: 52.8 FG%; 15.6 ppg., 8.4 rpg., 28 blks).
- Shot 50+ FG% in 19 games; 13 games over 60 FG%.
- Led team in rebounding 22 of 35 games (5 shared).
- Led team scoring 14 times (1 shared); 7 games w/ at least 3 blocks.
- Tied for first on team with 40 blocks.
- 23rd nationally with 13 double-doubles (t-12th at CU for a season).
- Made 20-straight made free throws spanning three games.

FREE THROW SHOOTING: Career percentages at the charity stripe with under 5 and 2 minutes (and overtime) to play for the current players on the roster.

5:00-2:01

| | | |
|-----------|----------|-------|
| Stalzer | 3-of-4 | 100% |
| Booker | 26-of-31 | 83.9% |
| Scott | 15-of-19 | 78.9% |
| Dinwiddie | 53-of-69 | 76.8% |
| Gordon | 3-of-4 | 75.0% |
| Johnson | 8-of-11 | 72.7% |
| Mills | 4-of-5 | 80.0% |
| Talton | 7-of-11 | 63.6% |
| Thomas | 1-of-3 | 33.3% |
| Hopkins | 0-of-6 | 0.0% |
| Fletcher | 0-of-1 | 0.0% |

2:00-0:00

| | | |
|-----------|-----------|-------|
| Fletcher | 2-of-2 | 100% |
| Dinwiddie | 89-of-105 | 84.8% |
| Gordon | 4-of-6 | 66.7% |
| Scott | 19-of-26 | 73.1% |
| Booker | 43-of-60 | 71.7% |
| Talton | 9-of-15 | 60.0% |
| Mills | 3-of-5 | 60.0% |
| Johnson | 13-of-25 | 52.0% |
| King | 3-of-6 | 50.0% |
| Stalzer | 3-of-6 | 50.0% |
| Hopkins | 1-of-2 | 50.0% |
| Thomas | 1-of-2 | 50.0% |
| Gamble | 0-of-2 | 0.0% |

OT 5:00-2:01

| | | |
|-----------|--------|------|
| Dinwiddie | 4-of-4 | 100% |
| Scott | 3-of-3 | 100% |
| Johnson | 3-of-6 | 50% |

OT 2:00-0:00

| | | |
|-----------|----------|-------|
| Booker | 12-of-14 | 86.0% |
| Dinwiddie | 3-of-6 | 50.0% |
| Johnson | 1-of-2 | 50.0% |

Combined Total

| | | |
|-----------|-----------|-------|
| Dinwiddie | 149-183 | 81.4% |
| Scott | 37-of-48 | 77.1% |
| Booker | 81-of-105 | 77.1% |
| Mills | 7-of-10 | 70.0% |
| Fletcher | 2-of-3 | 66.7% |
| Gordon | 7-of-10 | 70.0% |
| Talton | 16-of-25 | 64.0% |
| Stalzer | 6-of-10 | 60.0% |
| Johnson | 25-of-44 | 56.8% |
| King | 3-for-6 | 50.0% |
| Thomas | 2-of-5 | 40.0% |
| Hopkins | 1-of-8 | 12.5% |
| Gamble | 0-of-2 | 0.0% |

40 FG% (UCLA this season & at Cal) • CU is an incredible 27-0 at home when out-rebounding the opponent AND holding opponent under 40 FG% • In four years, the Buffs are 15-3 in games when a home win follows a road OR neutral court loss.

NATIONALLY RANKED OPPONENTS: CU is 11-15 against ranked opponents • 5-9 against the nation's Top-10 under Boyle • CU has defeated a nationally ranked opponent at least once since 2010-11 • CU is 2-6 against ranked opponents this season.

DOUBLE-DOUBLE: Not by the tradition way of points/rebounds, Askia Booker recorded his first-career double scoring 16 points with 12 assists at UCLA. He's the first player since Marcus Hall (10 vs. Baylor, March 13, 2008) • "Ski" is the seventh CU player in school history with at least 12+ assists in a game. Last CU player with that many Jose Winston (15 vs. Coppin St., Jan. 2 2001).

UNDER 70 POINTS A GAME (when 3-Pt. FG Established): Entering this season, no CU team has kept the opposition from averaging in the 60's three-straight seasons since the inception of the 3-point play. So far, the CU defense is holding the opposition to 67.9 ppg. Last year, it was 63.6 ppg., and in 2011-12, the opponent averaged 63.0 ppg. The Buffs can match the 1978-79 (66.9), 1979-80 (67.3), 1980-81 (64.5).

TEAM SCORING: CU boasts four players averaging over 11 ppg, including three over 14 a game. It's the first time three players have averaged that many since 1995-96 when four players averaged 14 or more a game.

20-POINT SCORERS: CU has had multiple 20-point scorers in three games this season--all wins (Oregon, WSU, UW). In 33 games last season & 36 games in 2011-12, CU did not have a pair score 20 in the same game. In 2010-11, it happened eight times (5-3 record) • Against Washington, CU had three 20-point scorers in the same game (Johnson-27, Scott-21, Booker-20), a first since Feb. 3, 2007, Oklahoma State (Kal Bay-21, Dominique Coleman-20, Richard Roby-20).

FEBRUARY: CU went 5-2 in February, its strongest February since 1961-62 (53 years ago). The 1961-62 team won all seven February games. That team (19-7) won the Big 8 Conference title and finished with its highest national AP ranking (#9).

CU All-Time in AP Polls

- CU is not ranked this week.
- Ranked this year six-straight weeks.
- Highest ranking this season #15.
- CU was ranked in the Coaches' Poll 5-straight weeks (No. 17 the highest).
- CU has been ranked in 34 polls all-time.
- A top 10 ranking nine times.
- Highest ranking was No. 6, Dec. 18, 1963, the third poll of that season.
- Consecutive weeks ranked: 10 – last 7 polls of 1969, first three of 1970; in one season - 8; last 8 polls of the 1997 season.
- Most times ranked in one season – 8 in 1997; 7 in 1969; 6 in 1963.
- The AP poll was 20 teams from 1949-60, 10 teams from 1961-68 and back to 20 from 1969-1989, then 25 since 1990.

Season Poll# Date Rank

| | | | |
|------|-------|---------|----|
| 1953 | 2 | Dec. 23 | 18 |
| 1955 | Final | Mar. 8 | 15 |
| 1961 | 2 | Dec. 20 | 15 |
| 1962 | 10 | Feb. 20 | 9 |
| 1962 | 11 | Feb. 27 | 9 |
| 1962 | Final | Mar. 13 | 9 |
| 1963 | 2 | Dec. 11 | 8 |
| 1963 | 3 | Dec. 18 | 6 |
| 1963 | 9 | Jan. 29 | 8 |
| 1963 | 10 | Feb. 5 | 7 |
| 1963 | 11 | Feb. 12 | 7 |
| 1963 | Final | Mar. 12 | 10 |
| 1969 | 7 | Jan. 14 | 20 |
| 1969 | 8 | Jan. 21 | 17 |
| 1969 | 9 | Jan. 28 | 17 |
| 1969 | 10 | Feb. 4 | 20 |
| 1969 | 11 | Feb. 11 | 14 |
| 1969 | 12 | Feb. 18 | 18 |
| 1969 | Final | Mar. 4 | 18 |
| 1970 | Pre | N/A | 10 |
| 1970 | 1 | Dec. 9 | 17 |
| 1970 | 2 | Dec. 16 | 16 |
| 1970 | 4 | Dec. 30 | 20 |
| 1997 | 10 | Jan. 21 | 18 |
| 1997 | 11 | Jan. 28 | 18 |
| 1997 | 12 | Feb. 4 | 15 |
| 1997 | 13 | Feb. 11 | 15 |
| 1997 | 14 | Feb. 18 | 21 |
| 1997 | 15 | Feb. 25 | 19 |
| 1997 | 16 | Mar. 4 | 18 |
| 1997 | Final | Mar. 11 | 24 |
| 2012 | 3 | Nov. 19 | 23 |
| 2012 | 4 | Nov. 26 | 19 |
| 2013 | 6 | Dec. 9 | 21 |
| 2013 | 7 | Dec. 16 | 20 |
| 2013 | 8 | Dec. 23 | 21 |
| 2013 | 9 | Dec. 30 | 20 |
| 2014 | 10 | Jan. 6 | 15 |

2013-14 Pac-12 (Mar. 16)

| Category/Name | All Games | | FINAL Pac-12 National | | | |
|-------------------------|-----------|------|--------------------------|-------------|-----|------|
| | Rank | Stat | RK | Stat | RK | Stat |
| Scoring Offense | 10th | 70.9 | 10th | 68.9 | 151 | 70.9 |
| Scoring Defense | 4th | 67.9 | 5th | 70.4 | 120 | 67.9 |
| Scoring Margin | 7th | +2.9 | 9th | -1.5 | 117 | +2.9 |
| Field Goal % | 11th | .437 | 9th | .429 | 182 | .437 |
| Field Goal % Defense | 7th | .429 | 4th | .432 | 129 | .429 |
| Free Throw % | 5th | .716 | 5th | .717 | 107 | .716 |
| 3-Point Field Goal % | 11th | .320 | 11th | .318 | 270 | .320 |
| 3-Point FG Pct. Defense | 9th | .361 | 11th | .374 | 256 | .361 |
| Rebounding Offense | 2nd | 37.5 | 2nd | 36.4 | - | - |
| Rebounding Defense | 2nd | 31.3 | 1st | 32.5 | - | - |
| Rebounding Margin | 2nd | +6.2 | 2nd | +3.9 | 13 | 6.2 |
| Blocked Shots | 8th | 3.4 | 5th | 4.0 | 187 | 3.4 |
| Assists | 11th | 11.5 | 10th | 11.1 | 248 | 11.5 |
| Steals | 4th | 6.0 | t-4th | 5.7 | 166 | 6.0 |
| Turnover Margin | 10th | -0.9 | 10th | -1.9 | 254 | -0.9 |
| Assist/Turnover Ratio | 12th | 0.91 | 11th | 0.8 | 273 | 0.91 |
| Offensive Rebounds | 2nd | 11.6 | t-2nd | 11.1 | - | - |
| Defensive Rebounds | 5th | 25.9 | 3rd | 25.3 | - | - |
| Defensive Rebound % | 2nd | .740 | 2nd | .718 | - | - |
| Offensive Rebound % | 2nd | .343 | 2nd | .330 | - | - |
| 3-Point FG Made | 11th | 5.2 | t-10th | 4.8 | 271 | 5.2 |

Individuals**Scoring**

| | | | | | | |
|----------------|------|------|--------|------|---|---|
| Josh Scott | 15th | 14.1 | 11th | 15.6 | - | - |
| Askia Booker | 16th | 14.0 | 14th | 14.5 | - | - |
| Xavier Johnson | 25th | 12.0 | t-17th | 13.7 | - | - |

Rebounding

| | | | | | | |
|----------------|------|-----|------|-----|----|-----|
| Josh Scott | 4th | 8.5 | 7th | 8.4 | 48 | 8.5 |
| Wesley Gordon | 16th | 6.1 | 5th | 6.3 | - | - |
| Xavier Johnson | 18th | 5.9 | 16th | 6.1 | - | - |

FG%

| | | | | | | |
|------------|------|------|-----|------|---|---|
| Josh Scott | 12th | .510 | 4th | .528 | - | - |
|------------|------|------|-----|------|---|---|

FT%

| | | | | | | |
|--------------|-----|------|-----|------|-----|------|
| Josh Scott | 8th | .815 | 6th | .814 | 145 | .815 |
| Askia Booker | 9th | .809 | 7th | .813 | 165 | .809 |

Assists

| | | | | | | |
|--------------|------|-----|-----|-----|---|---|
| Askia Booker | 12th | 3.4 | 5th | 4.5 | - | - |
|--------------|------|-----|-----|-----|---|---|

Blocks

| | | | | | | |
|---------------|-----|-----|-------|-----|-----|-----|
| Wesley Gordon | 5th | 1.4 | t-6th | 1.6 | 145 | 1.4 |
| Josh Scott | 9th | 1.2 | t-6th | 1.6 | 215 | 1.2 |

Steals

| | | | | | | |
|--------------|-----|-----|-----|-----|-----|-----|
| Askia Booker | 7th | 1.3 | 5th | 1.7 | 250 | 1.3 |
|--------------|-----|-----|-----|-----|-----|-----|

Assist-Turnover Ratio

| | | | | | | |
|--------------|-----|-----|------|-----|---|---|
| Askia Booker | 8th | 1.4 | 10th | 1.5 | - | - |
|--------------|-----|-----|------|-----|---|---|

Offensive Rebounds

| | | | | | | |
|----------------|-----|-----|--------|-----|---|---|
| Josh Scott | 2nd | 3.0 | t-2nd | 2.9 | - | - |
| Wesley Gordon | 6th | 2.5 | 4th | 2.9 | - | - |
| Xavier Johnson | - | - | t-14th | 2.0 | - | - |

Defensive Rebounds

| | | | | | | |
|------------|-----|-----|-----|-----|---|---|
| Josh Scott | 8th | 5.5 | 8th | 5.6 | - | - |
|------------|-----|-----|-----|-----|---|---|

Double-Doubles

| | | | | | | |
|------------|-------|----|-------|---|------|----|
| Josh Scott | t-2nd | 13 | t-3rd | 7 | 23rd | 13 |
|------------|-------|----|-------|---|------|----|

SPENCER DINWIDDIE: The 6-6 junior's 2013-14 season ended by an ACL injury that will require surgery when swelling subsides in his left knee (surgery was Monday, Jan. 20). The injury was suffered in the first half at Washington. Dinwiddie led the Buffs in scoring (14.7 ppg.), assists (64, 3.8 apg.) and steals (26, 1.5 spg.). He also leads in free throw shooting (.857). In the history book, Dinwiddie ranks in a number of categories: No. 3 in FT% (420-of-506, .830) • No. 4 in 3-FG% (115-of-298, .386) • t-No. 11 in game starts (86: started all 86 career games) • No. 17 in minutes (2,590) • No. 20 in assists (227) • No. 23 in scoring (1,115 pts).

CU SENIORS: Beau Gamble and Ben Mills will be graduating this May. Here's their write up that was read at Senior Day festivities on Feb. 22 before the CU-Arizona game.

A product of Fairview high school, **Beau Gamble** always knew he wanted to play for the Colorado Buffaloes, and in 2011 he made that dream a reality after transferring from Santa Clara. Per NCAA rules Gamble was forced to sit out the 2011-12 season, but served as an invaluable member of the practice squad as CU would go on to win the Pac-12 tournament and advance to the third round of the NAAs. Gamble has proven to be a mentor inside the CU locker room and one his teammates count on for advice and guidance. Majoring in communication, Gamble looks to continue a career in sports as a broadcaster after graduation.

Ben Mills has been a fan favorite since he first stepped on CU's campus in 2010. The 7-footer from Hartland, Wis. was a part of Tad Boyle's first recruiting class, and has been a member of some of the most successful teams in Colorado basketball history, including the 2012 Pac-12 championship team. To highlight his senior campaign, Mills contributed a vital spark from the bench to set the tone in CU's 75-72 win over No. 6 Kansas when he made back-to-back baskets in the first half. He also set a new career high for rebounds when he pulled down five against USC earlier this year. Mills will graduate this May with a degree in English and Creative Writing.

BOYLE TO TEAM WITH COLLEAGUES TO SUPPORT COACHES VS. CANCER

Head coach Tad Boyle is scheduled to team with coaches from around the nation during the seventh annual Coaches vs. Cancer Las Vegas Golf Classic at MGM Grand Hotel and Casino on the Las Vegas Strip, May 18-20. Since its inception, the event has netted nearly \$1.5 million to directly benefit the American Cancer Society's effort to finish the fight against cancer. Coaches vs. Cancer is a partnership between the American Cancer Society and the National Association of Basketball Coaches.

WHY CU AND NOT UC? A question often asked of many former Big Eight schools: Why is it the University of Colorado, but the moniker is CU and not UC? (The same applies at Kansas—KU, Missouri—MU, Nebraska—NU and Oklahoma—OU). "Midwestern casualness," said CU historian, the late Fred Casotti. It has always been this way at Colorado, for whatever reason, and at the other four—but seemingly nowhere else in the USA (except for Tulsa, but its midwest, too). In the 1950s, there was a concerted effort to eliminate the use of "CU" on the Boulder campus, both as a symbol and in speech, but Casotti said that no one would buy into it. "Nobody would change," he said. "It's easier to say than U of C, UC sounds like slang or something (as in 'you see'), and it was traditional. By trying to eliminate it, they reinforced it."

2013-2014 Game Leaders & Career Scoring Double-Digits

| | '13-14 | Career |
|-------------------|--------|--------|
| Askia Booker | 28 | 64 |
| Spencer Dinwiddie | 13 | 60 |
| Josh Scott | 30 | 46 |
| Xavier Johnson | 24 | 36 |
| Jaron Hopkins | 6 | 6 |
| Wesley Gordon | 5 | 5 |
| Xavier Talton | 5 | 5 |
| George King | 2 | 2 |
| Dustin Thomas | 1 | 1 |

Double-Digit Rebounding Games

| | '13-14 | Career |
|----------------|--------|--------|
| Josh Scott | 13 | 18 |
| Xavier Johnson | 3 | 6 |
| Wesley Gordon | 4 | 4 |
| Jaron Hopkins | 1 | 1 |

Double-Doubles

| | '13-14 | Career |
|---------------------|--------|--------|
| Josh Scott | 13 | 15 |
| Xavier Johnson | 2 | 4 |
| A. Booker/W. Gordon | 1 | 1 |

20-Point Games

| | '13-14 | Career |
|-------------------|--------|--------|
| Spencer Dinwiddie | 3 | 11 |
| Josh Scott | 6 | 8 |
| Askia Booker | 5 | 7 |
| Xavier Johnson | 4 | 5 |

Led in Scoring

| | '13-14 | Career |
|-------------------|--------|--------|
| Spencer Dinwiddie | 6 | 30 |
| Askia Booker | 11 | 26 |
| Josh Scott | 14 | 19 |
| Xavier Johnson | 5 | 8 |
| Jaron Hopkins | 1 | 1 |

Rebounding Leaders

| | '13-14 | Career |
|---------------------------|--------|--------|
| Josh Scott | 22 | 27 |
| Xavier Johnson | 6 | 9 |
| Wesley Gordon | 6 | 6 |
| Askia Booker | 2 | 3 |
| Jaron Hopkins/George King | 1 | 1 |
| Spencer Dinwiddie | - | 1 |

Assist Leaders

| | '13-14 | Career |
|-------------------|--------|--------|
| Spencer Dinwiddie | 11 | 38 |
| Askia Booker | 19 | 35 |
| Xavier Talton | 6 | 8 |
| Jaron Hopkins | 4 | 4 |
| Xavier Johnson | 2 | 2 |
| Wesley Gordon | 2 | 2 |
| Josh Scott | - | 1 |

Steal Leaders

| | '13-14 | Career |
|-------------------|--------|--------|
| Spencer Dinwiddie | 8 | 25 |
| Askia Booker | 14 | 28 |
| Jaron Hopkins | 10 | 10 |
| Josh Scott | 10 | 13 |
| Xavier Johnson | 6 | 7 |
| Xavier Talton | 7 | 7 |
| Wesley Gordon | 4 | 4 |
| Eli Stalzer | 3 | 3 |
| Fletcher/King | 2 | 2 |
| Dustin Thomas | 1 | 1 |
| Ben Mills | 1 | 2 |

Block Leaders

| | '13-14 | Career |
|--------------------|--------|--------|
| Josh Scott | 16 | 24 |
| Spencer Dinwiddie | 3 | 13 |
| Wesley Gordon | 15 | 15 |
| Xavier Johnson | 4 | 10 |
| Tre'Shaun Fletcher | 3 | 3 |
| Xavier Talton | 3 | 3 |
| Dustin Thomas | 1 | 1 |

Career Games

| | Starts | Career Gm |
|--------------------|--------|-----------|
| Spencer Dinwiddie | 86 | 86 |
| Askia Booker | 68 | 102 |
| Xavier Talton | 12 | 66 |
| Josh Scott | 63 | 65 |
| Xavier Johnson | 50 | 65 |
| Ben Mills | 1 | 58 |
| Eli Stalzer | - | 51 |
| Jaron Hopkins | 9 | 34 |
| Dustin Thomas | 6 | 34 |
| Wesley Gordon | 27 | 31 |
| George King | - | 25 |
| Tre'Shaun Fletcher | - | 20 |

THE LAST TIME ...

20-Point Scorer: 21, Askia Booker vs. USC (at Las Vegas), Mar. 12, 2014

30-Point Scorer: 33, Alec Burks, vs. Texas, Feb. 26, 2011

40-Point Scorer: 42, Jaquay Walls, Iowa State (ot), Feb. 19, 2000

Two 20-point Scorers in Same Game: vs. WSU: Askia Booker (26), Xavier Johnson (20), Feb. 5, 2014

Three 20-point Scorers in Same Game: Xavier Johnson (27), Josh Scott (21), Askia Booker (20) vs. Washington, Feb. 9, 2014

Five Double-Figure Scorers in Same Game: at USC, Feb. 16, 2014: Xavier Johnson (20), Askia Booker (18), Josh Scott (17), Xavier Talton (14), Jaron Hopkins (10).

Six/Seven Double-Figure Scorers in Same Game: vs. Jackson State, Nov. 16, 2013: Askia Booker (15), Xavier Talton (13), Dustin Thomas (13), Jaron Hopkins (12), Spencer Dinwiddie (11), Josh Scott (11), Wesley Gordon (10).

Double-Double Performance: Josh Scott (10 pts., 10 rebs.) at California, March 8, 2014

Triple-Double Performance: David Harrison (20 points, 10 rebounds, 11 blocks), Nebraska, Mar. 8, 2003

Player with 20 or More Rebounds: 21, Stephane Pelle, Stetson, Nov. 24, 2002; 20, Andre Roberson, Stanford, Jan. 27, 2013; 20, Andre Roberson at Fresno State, Dec. 12, 2012

Player with 15 or More Rebounds: 15, Xavier Johnson vs. Elon, Dec. 13, 2013; 15, Andre Roberson, Arizona State, Feb. 16, 2013

Player with 10 or More Rebounds: 11, Wesley Gordon at California, March 8, 2014

Last Pair with 15+ rebounds in same game: Andre Roberson (15)/Alec Burks (15) vs. Iowa State (Mar. 9, 2011, at Kansas City); Cliff Meely (21) and Mike Colman (15) vs. Missouri, Mar. 8, 1969

Player with 10 or More Assists: 12, Askia Booker at UCLA, Feb. 13, 2014

Player with Five or More Steals: 6, Spencer Dinwiddie vs. Jackson State, Nov. 16, 2013
6, Alec Burks vs. Yale, Dec. 29, 2009; 5, Askia Booker at Arizona State, Jan. 25, 2014

Player with Six or More Three-Point FGs Made: 6, Levi Knutson, at Kansas State (Jan. 12, 2011) and vs. Oregon State (Dec. 4, 2010)

Player with Five or More Blocked Shots: 7, Andre Roberson, Oregon, Feb. 4, 2012

Scored 100+Points, Team: 100, Oregon (91), Jan. 5, 2014

Scored under 49 Points, Team: 43 vs. Arizona (63), at Las Vegas, Mar. 14, 2014

Scored under 39 Points, Team: 35, vs. Texas (78), Kansas City, Mo., Mar. 10, 2000

Shot 60.0 Percent or Better from the Field, Team: 66.7, Northern Arizona, Dec. 21, 2012

Shot Under 35.0 Percent from the Field, Team: 29.4 vs. Arizona, at Las Vegas, Mar. 14, 2014

Made 30 or More Free Throws, Team: 34, vs. Oklahoma State, Jan. 15, 2011; 33 vs. Oregon, Jan. 5, 2014

Made 10 or more Three-Point Field Goals, Team: 12 vs. Utah, Dec. 31, 2011

Had 50 or More Rebounds, Team: 52 vs. Hartford, Dec. 29, 2012; 51 at USC, Jan. 26, 2012

Had 25 or more Assists, Team: 27 vs. Cal State Northridge, Dec. 22, 2009

Had 15 or More Steals, Team: 19, vs. Savannah State, Jan. 3, 2006; 15 vs. USC, Jan. 10, 2013

Had 10 or More Blocked Shots, Team: 10, vs. Pepperdine, Dec. 4, 2006

Had Fewer than 7 Turnovers, Team Since 2005 (Coach Boyle teams are indented)

4, at Iowa St., Jan. 30, 2010 (L, 63-64);

5, vs. California, Feb. 26, 2012 (W, 70-57); 5, vs. California, Mar. 18, 2011 (W, 89-72);

5, vs. Nebraska, Mar. 5, 2011 (W, 67-57);

5, vs. Baylor, Jan. 12, 2010 (W, 78-71);

5, vs. Utah, Dec. 7, 2005 (W, 76-52);

6 at Washington State, Jan. 8, 2014 (W, 71-70, ot);

6, vs. Stanford, Feb. 23, 2012 (L, 50-74); 6, vs. Arizona, Jan. 21, 2012 (W, 64-63)

6, vs. Kansas, Jan. 25, 2011 (L, 78-82);

6, vs. Baylor, Nov. 8, 2013 (60-72); at California, Mar. 2, 2013 (L, 46-62);

6 vs. San Francisco, Dec. 1, 2009 (W, 78-54).

7, vs. Oregon State, Jan. 2, 2014 (W, 64-58) 7, vs. Colorado State, Dec. 5, 2012 (W, 70-61);

7, vs. Oregon, Mar. 8, 2012 (W, 63-62)

7, vs. Georgia, Nov. 28, 2011 (W, 70-68); 7, at Iowa State, Mar. 2, 2011 (L, 90-95);

| CU RECORD WHEN... | 2014 '13-14 | | 2013 '12-13 | | 2012 '11-12 | | 2011 '10-11 | |
|-----------------------------|-------------|-------|-------------|-------|-------------|-------|-------------|-------|
| | Pac-12 | All | Pac-12 | All | Pac-12 | All | Big 12 | All |
| Leading at halftime: | 10-3 | 18-3 | 8-3 | 16-4 | 13-2 | 19-3 | 4-2 | 17-3 |
| Trailing at halftime: | 2-5 | 5-7 | 3-6 | 5-8 | 2-5 | 5-8 | 5-7 | 6-9 |
| Tied at halftime | 0-1 | 0-1 | - | - | - | - | 1-0 | 1-1 |
| Shoot 50-59 percent: | 4-0 | 7-0 | 3-1 | 6-1 | 2-1 | 5-1 | 4-0 | 11-0 |
| Shoot lower than 49.9%: | 4-3 | 12-5 | 6-3 | 10-4 | 10-3 | 16-8 | 5-9 | 13-12 |
| Shoot lower than 39.9%: | 4-6 | 4-7 | 2-5 | 5-7 | 3-3 | 3-3 | | |
| Higher % than oppt.: | 11-2 | 19-2 | 9-2 | 19-3 | 14-1 | 23-2 | 8-1 | 19-1 |
| Lower % than oppt.: | 1-7 | 4-9 | 2-7 | 2-9 | 1-6 | 1-10 | 2-8 | 5-12 |
| Score 40-49 points: | 0-1 | 0-1 | 1-1 | 1-2 | - | - | - | - |
| Score 50-59 points: | 3-4 | 3-4 | 1-4 | 2-5 | 4-3 | 4-5 | 1-0 | 1-0 |
| Score 60-69 points: | 3-3 | 5-4 | 3-2 | 5-3 | 4-4 | 5-5 | 1-4 | 1-5 |
| Score 70-79 points: | 2-1 | 5-2 | 5-1 | 7-1 | 6-0 | 10-1 | 4-3 | 5-5 |
| Score 80-89 points: | 2-0 | 5-0 | 1-1 | 5-1 | 2-1 | 4-1 | 2-1 | 10-2 |
| Score 90-99 points: | 1-0 | 4-0 | - | 1-0 | - | 1-0 | 2-1 | 6-1 |
| Score 100+ | 1-0 | 1-0 | - | - | - | - | - | 1-0 |
| More rebounds than oppt: | 10-2 | 19-3 | 10-7 | 18-6 | 10-1 | 17-2 | 8-2 | 19-2 |
| Fewer rebounds than oppt.: | 2-6 | 4-7 | 1-2 | 3-6 | 5-5 | 7-9 | 2-6 | 4-10 |
| Same amount of rebounds: | 0-1 | 0-1 | - | - | 0-1 | 0-1 | 0-1 | 0-1 |
| Under 39 rebounds: | 8-9 | 14-9 | 9-7 | 13-10 | 12-6 | 17-10 | 5-8 | 12-12 |
| 40-49 rebounds: | 4-1 | 8-2 | 2-2 | 7-2 | 2-1 | 5-2 | 5-1 | 9-1 |
| 50+ rebounds: | - | 1-0 | - | 1-0 | 1-0 | 2-0 | - | 2-0 |
| Shooting FT 90+%: | 0-1 | 1-1 | 0-1 | 0-1 | - | - | 1-0 | 1-0 |
| Shooting FT 85-89%: | 1-0 | 1-0 | 0-2 | 0-1 | 2-0 | 3-0 | 2-1 | 4-1 |
| Shooting FT 80-84.9%: | 1-1 | 3-1 | 1-0 | 1-1 | 2-1 | 5-1 | 5-2 | 6-3 |
| Shooting FT 75-79.9%: | 2-2 | 5-3 | 3-2 | 8-3 | 5-1 | 6-1 | 1-2 | 7-4 |
| Shooting FT 70-74.9%: | 2-1 | 4-1 | 2-1 | 2-2 | 1-0 | 2-0 | 0-2 | 3-2 |
| Shooting Below 69.9%: | 6-4 | 895 | 5-3 | 10-4 | 5-5 | 8-10 | 2-1 | 3-2 |
| Fewer turnovers than oppt. | 3-1 | 8-2 | 7-3 | 11-3 | 7-1 | 11-2 | 4-5 | 16-6 |
| More/Same TO than oppt. | 9-8 | 15-9 | 4-6 | 10-9 | 8-6 | 13-10 | 6-4 | 8-4 |
| Games decided by 1-5 pts. | 6-1 | 9-2 | 3-3 | 5-3 | 4-0 | 9-1 | 5-4 | 5-5 |
| Games decided by 6-9 pts: | 4-0 | 6-0 | 3-3 | 6-5 | 1-2 | 3-4 | 1-2 | 5-3 |
| Games decided by 10+ | 2-8 | 8-9 | 5-3 | 10-4 | 10-5 | 12-7 | 4-3 | 14-4 |
| Televised games: | 12-9 | 23-11 | 11-9 | 19-11 | 13-7 | 18-11 | 9-9 | 21-12 |
| Games vs. ranked oppts: | 2-4 | 2-6 | 4-3 | 4-3 | - | 1-1 | 4-5 | 4-5 |
| One Player Double Figures | - | - | 1-2 | 1-3 | 0-1 | 0-2 | - | - |
| Two Players 10+ pts. | 2-5 | 3-5 | 1-2 | 3-4 | 2-2 | 2-2 | 1-3 | 1-3 |
| Three Players 10+ | 5-3 | 7-5 | 6-3 | 8-3 | 8-1 | 10-4 | 4-3 | 6-6 |
| Four Players 10+ | 2-1 | 8-1 | 2-1 | 7-1 | 2-3 | 7-4 | 4-3 | 13-4 |
| Five Players 10+ | 2-0 | 4-0 | 1-1 | 2-1 | 3-0 | 5-0 | 1-0 | 3-0 |
| Six Players 10+ | - | - | - | - | - | - | - | 1-0 |
| Seven Players 10+ | - | 1-0 | | | | | | |
| More bench pts than oppt.: | 2-3 | 8-3 | 3-2 | 7-2 | 9-11 | 3-4 | 5-2 | 16-2 |
| Fewer bench pts than oppt.: | 10-6 | 15-8 | 8-7 | 13-10 | 6-6 | 11-7 | 4-5 | 7-8 |
| Same bench pts than oppt.: | - | - | - | 1-0 | - | 0-1 | 1-2 | 1-3 |
| Playing in November: | - | 7-1 | - | 6-0 | - | 4-3 | - | 3-3 |
| Playing in December: | - | 4-1 | - | 4-2 | 1-0 | 4-1 | - | 6-1 |
| Playing in January: | 4-4 | 4-4 | 4-4 | 4-4 | 5-3 | 6-3 | 3-4 | 5-4 |
| Playing in February: | 5-2 | 5-2 | 5-2 | 5-2 | | 5-2 | 5-2 | 4-3 |
| Playing in March: | 3-3 | 3-3 | 2-3 | 2-4 | | 5-2 | 5-3 | 3-2 |

CU Career Rankings

Scoring

| | | |
|------------------------------|------------------|--------------|
| 16. Pat Frink | 1965-88 | 1,288 |
| 17. Blair Wilson | 2000-04 | 1,253 |
| 18. Scott Wedman | 1971-74 | 1,251 |
| 19. Askia Booker | 2011-pre. | 1,202 |
| 24. Spencer Dinwiddie | 2011-pre. | 1,115 |

Rebounding

| | | |
|-----------------------|------------------|------------|
| 25. Mike Coleman | 1967-70 | 520 |
| 26. Michel Morandais | 2000-04 | 497 |
| 27. Don Walker | 1956-59 | 492 |
| 28. Chuck Gardner | 1963-66 | 486 |
| 29. Josh Scott | 2012-pre. | 467 |

Assists

| | | |
|------------------------------|------------------|------------|
| 15. Richard Roby | 2004-08 | 257 |
| 16. Reggie Morton | 1988-90 | 243 |
| 17. Jay Sferra | 1973-77 | 242 |
| 18. Askia Booker | 2011-pre. | 236 |
| 21. Spencer Dinwiddie | 2011-pre. | 227 |

Minutes

| | |
|----------------------------------------|--------------|
| 15. Andre Roberson, 2010-13 | 2,970 |
| 16. Askia Booker, 2011-pre. | 2,849 |
| 18. Spencer Dinwiddie 2011-pre. | 2,590 |

Game Starts

| | |
|----------------------------------------|-----------|
| 11. Spencer Dinwiddie 2011-pre. | 86 |
| 20. Michel Morandais 2000-04 | 73 |
| 21. Fred Edmonds 1993-97 | 68 |
| 22. Askia Booker 2011-pre. | 68 |

Offensive Rebounds in a Season

(since 1979-80 when off. rebs were kept):

| | | |
|-----------------------|------------|----------------|
| 1) Alex Stivrins | 116 | 1984-85 |
| 2) Shaun Vandiver | 114 | 1990-91 |
| 3) Andre Roberson | 111 | 2011-12 |
| Shaun Vandiver | 111 | 1989-90 |
| 5) David Harrison | 108 | 2003-04 |
| 6) Stephane Pelle | 107 | 2001-02 |
| 7) Andre Roberson | 106 | 2010-11 |
| 8) David Harrison | 103 | 2002-03 |
| Mark Dean | 103 | 1993-94 |
| 10) Josh Scott | 101 | 2013-14 |

Defensive Rebounds in a Season

(since 1979-80 when def. rebs. were kept):

| | | |
|-----------------------|------------|----------------|
| 1) Andre Roberson | 290 | 2011-12 |
| 2) Andre Roberson | 255 | 2012-13 |
| 3) Shaun Vandiver | 225 | 1989-90 |
| 4) Shaun Vandiver | 217 | 1990-91 |
| 5) Stephane Pelle | 207 | 2001-02 |
| 6) Shaun Vandiver | 204 | 1988-89 |
| 7) Stephane Pelle | 201 | 2002-03 |
| Alex Stivrins | 201 | 1984-85 |
| 9) Andre Roberson | 191 | 2010-11 |
| 10) Josh Scott | 188 | 2013-14 |

3-Field Goal Percentage

| | | |
|----------------------------------------|----------------|-------------|
| 3. Levi Knutson, 2007-11 | 129-328 | .393 |
| 4. Spencer Dinwiddie, 2011-pre. | 115-298 | .386 |
| Chauncey Billups, 1995-97 | 120-of-314 | .382 |

Free Throw Percentage

| | | | |
|---------------------------------------|----------------|-------------|------|
| 2. Jo Jo Hunter | 1979-91 | 186-219 | .849 |
| 3. Spencer Dinwiddie 2011-pre. | 420-506 | .830 | |
| 4. Cory Higgins, 2007-2011 | 570-of-691 | .825 | |

COLORADO STARTERS

| Date | Opponent | Score | Starter | Total | Starter | Total | Starter | Total | Starter | Total | Starter | Total |
|---------|---------------------|---------------|---------|-------|-----------|-------|---------|-------|---------|-------|---------|-------|
| Nov. 8 | vs. Baylor | L, 60-72 | Booker | 10 | Dinwiddie | 10 | Gordon | 9 | Johnson | 8 | Scott | 15 |
| Nov. 10 | UT MARTIN | W, 91-65 | Booker | 6 | Dinwiddie | 13 | Gordon | 13 | Johnson | 12 | Scptt | 15 |
| Nov. 13 | WYOMING | W, 63-58 | Booker | 14 | Dinwiddie | 15 | Gordon | 6 | Johnson | 13 | Scott | 12 |
| Nov. 16 | JACKSON STATE | W, 94-70 | Booker | 15 | Dinwiddie | 11 | Gordon | 10 | Hopkins | 12 | Scott | 11 |
| Nov. 18 | ARKANSAS STATE | W, 93-70 | Booker | 7 | Dinwiddie | 13 | Gordon | 9 | Hopkins | 10 | Scott | 20 |
| Nov. 21 | UC SANTA BARBARA | W, 76-88 | Booker | 14 | Dinwiddie | 24 | Gordon | 9 | Johnson | 9 | Scott | 3 |
| Nov. 24 | HARVARD | W, 70-62 | Booker | 12 | Dinwiddie | 17 | Gordon | 5 | Johnson | 11 | Scott | 12 |
| Nov. 30 | at Air Force | W, 81-57 | Booker | 13 | Dinwiddie | 7 | Gordon | 6 | Johnson | 11 | Scott | 16 |
| Dec. 3 | at Colorado State | W, 67-62 | Booker | 12 | Dinwiddie | 28 | Gordon | 1 | Johnson | 0 | Scott | 6 |
| Dec. 7 | KANSAS | W, 75-72 | Booker | 15 | Dinwiddie | 15 | Hopkins | 3 | Johnson | 14 | Scott | 14 |
| Dec. 13 | ELON | W, 80-63 | Booker | 8 | Dinwiddie | 17 | Hopkins | 0 | Johnson | 12 | Scott | 12 |
| Dec. 21 | vs. Oklahoma State | L, 73-78 | Booker | 19 | Dinwiddie | 18 | Gordon | 2 | Johnson | 3 | Scott | 20 |
| Dec. 28 | GEORGIA | W, 84-70 | Booker | 19 | Dinwiddie | 17 | Gordon | 10 | Johnson | 13 | Scott | 14 |
| Jan. 2 | OREGON STATE | W, 64-58 | Booker | 13 | Dinwiddie | 9 | Gordon | 5 | Johnson | 9 | Scott | 13 |
| Jan. 5 | OREGON | W, 100-91 | Booker | 27 | Dinwiddie | 23 | Gordon | 4 | Johnson | 15 | Scott | 15 |
| Jan. 8 | at Washington State | W, 71-70 (ot) | Booker | 18 | Dinwiddie | 6 | Gordon | 5 | Johnson | 14 | Scott | 19 |
| Jan. 12 | at Washington | L, 54-71 | Booker | 0 | Dinwiddie | 7 | Gordon | 11 | Johnson | 8 | Scott | 15 |
| Jan. 16 | UCLA | L, 56-69 | Booker | 21 | Hopkins | 2 | Gordon | 2 | Johnson | 2 | Scott | 19 |
| Jan. 18 | USC | W, 83-62 | Booker | 13 | Hopkins | 10 | Gordon | 5 | Johnson | 10 | Scott | 20 |
| Jan. 23 | at Arizona | L, 57-69 | Booker | 11 | Hopkins | 2 | Gordon | 0 | Johnson | 21 | Scott | 15 |
| Jan. 25 | at Arizona State | L, 51-72 | Booker | 10 | Hopkins | 4 | Gordon | 7 | Johnson | 12 | Scott | 11 |
| Feb. 1 | UTAH | W, 79-75 (ot) | Booker | 18 | Hopkins | 0 | Gordon | 12 | Johnson | 11 | Scott | 20 |
| Feb. 5 | WASHINGTON STATE | W, 68-63 | Booker | 26 | Talton | 3 | Gordon | 8 | Johnson | 20 | Scott | 1 |
| Feb. 9 | WASHINGTON | W, 91-65 | Booker | 20 | Talton | 9 | Thomas | 3 | Johnson | 27 | Scott | 21 |
| Feb. 13 | at UCLA | L, 74-92 | Booker | 16 | Talton | 10 | Thomas | 4 | Johnson | 14 | Scott | 20 |
| Feb. 16 | at USC | W, 83-74 | Booker | 18 | Talton | 14 | Thomas | 3 | Johnson | 20 | Scott | 17 |
| Feb. 19 | ARIZONA STATE | W, 61-52 | Booker | 18 | Talton | 0 | Thomas | 8 | Johnson | 11 | Scott | 13 |
| Feb. 22 | ARIZONA | L, 61-88 | Booker | 10 | Talton | 4 | Thomas | 7 | Johnson | 5 | Mills | 5 |
| Mar. 1 | at Utah | L, 64-75 | Booker | 4 | Talton | 3 | Thomas | 8 | Johnson | 10 | Scott | 17 |
| Mar. 5 | at Stanford | W, 59-56 | Booker | 7 | Talton | 9 | Gordon | 2 | Johnson | 14 | Scott | 17 |
| Mar. 8 | at California | L, 65-66 (ot) | Booker | 11 | Talton | 5 | Gordon | 8 | Johnson | 24 | Scott | 10 |
| Mar. 12 | vs. USC | W, 59-56 | Booker | 21 | Talton | 4 | Gordon | 8 | Johnson | 11 | Scott | 13 |
| Mar. 13 | vs. California | W, 59-56 | Booker | 17 | Talton | 13 | Gordon | 2 | Johnson | 10 | Scott | 11 |
| Mar. 14 | vs. Arizona | L, 43-63 | Booker | 12 | Talton | 8 | Gordon | 2 | Johnson | 11 | Scott | 4 |

CLOSE CALLS: CU's last four games have been decided by a total of 10 points, tied for the second closest cluster of games in school history. During the 1986-87 season, the Buffs played in four consecutive games decided by nine points (and that is correct, Kansas was a rare league game played in early December):

| | | |
|-----------------------------------|---|-------|
| Dec. 11, 1986—at Colorado State | L | 64-67 |
| Dec. 13, 1986—at Kansas | L | 56-59 |
| Dec. 18, 1986—at Tulsa | W | 53-51 |
| Dec. 29, 1986—at UC-Santa Barbara | L | 72-73 |

Colorado also had four-game spans decided by 10 points in 1947-48, 1964-65 and 1968-69; the closest that five straight games have been decided in school history is 12 points in 1947-48, followed by 15 points in 1964-65 and then 16 in both 1932-33 and 1950-51 (in '32-33, six games were decided by a total of 17 points).

CARBON COPIES: Colorado's last three wins have all been by the same score, 59-56, the first time that has occurred in program history, including two back-to-back (a 66-65 overtime loss is wedged in there after the first one). However, this marks only the ninth time that CU has won two

games in a row by the same score, but four of those had at least one loss in-between; ironically, it's the second time this season it has happened, otherwise you have to go back to 1964 for the previous time:

| | | |
|----------------------------|---|-------|
| Mar. 12, 2014—Southern Cal | W | 59-56 |
| Mar. 13, 2014—California | W | 59-56 |

| | | |
|---------------------------|---|-------|
| Dec. 28, 2013—Georgia | W | 64-58 |
| Jan. 2, 2014—Oregon State | W | 64-58 |

| | | |
|--------------------------|---|-------|
| Jan. 13, 1964—Missouri | W | 90-77 |
| Feb. 1, 1964—at Oklahoma | W | 90-77 |

| | | |
|------------------------------|---|-------|
| Dec. 4, 1947—Colorado A&M | W | 60-40 |
| Dec. 8, 1947—at Colorado A&M | W | 60-40 |

| | | |
|----------------------------|---|-------|
| Mar. 2, 1940—at Denver | W | 52-37 |
| Mar. 13, 1940—DePaul (NIT) | W | 52-37 |

(CU won back-to-back games by identical scores but with losses in-between in the 1905-06, 1925-26, 1926-27 and 1982-83 seasons).



TAD BOYLE HEAD COACH

4th Year at CU (8th Year Overall)

Birthday Jan. 6, 1963
 Birthplace Pueblo, Colo.
 Family Wife, Ann
 Daughter, Claire
 Sons, Jack and Pete
 Hometown Greeley, Colo.
 High School Greeley Central, 1981
 College Kansas, 1985
 (Bachelor of Science: Business Administration)

UNIVERSITY OF COLORADO: Head Coach: 2010-present Career (Four Years at CU):

- 92-49 record (.653) and a 60-9 mark at home (.870).
- 92 wins at CU is fastest coach in school history to win that many in the shortest time.
- 92 victories is fourth on the CU all-time coaching list.
- Owns FOUR of CU's EIGHT 20+ winning seasons.
- Owns or shares four winningest seasons in school history.
 - 24 wins each in 2010-11 & 2011-12.
 - 23 wins in 2013-14.
 - 21 in 2012-13.
- .653 winning percentage, ranks first in school history (min. 2 years).
- Boyle/the Buffs are an impressive 7-2 in the Pac-10/Pac-12 Conference Tournament history (.778). Record/Winning % rank first.
- The Buffs are now 13-6 in postseason games (9-3 conference, 3-1 NIT, 1-2 NCAA) over the last four years.
- .684 postseason winning % ranks first in school history.
- 15-11 (.577) record on neutral courts, third overall at CU.
- First CU head coach in 50 years since Sox Walseth (1961-62 & 1962-63) to lead the Buffs to back-to-back NCAA Tournament appearances (2011-12 & 2012-13).
- First CU coach to lead Buffs to FOUR consecutive post-season appearances (2010-11 NIT semifinal; 2011-12 NCAA 3rd Round; 2012-13 NCAA 2nd Round; 2013-14 NCAA 2nd Round).
- First CU coach to win 20 games in each of his first four years AND first CU coach to have four, 20-win seasons.
- During the opening two months of the season (Nov. & Dec.) CU is now 39-12 overall (.765) in home, road, neutral games • 30-1 at home (.968).
- Named one of three court coaches for the 2013 USA Basketball Men's World University Games training camp (assisting the 2013 USA Basketball Men's World University Games coaching staff during the June 24-July 1 training camp at the U.S. Olympic Training Center in Colorado Springs, Colo.).
- Seven-year head coaching record: 148-115 (.565).
- Three seasons a number of student-athletes have earned conference accolades. In CU's last year of the Big 12 Conference (2010-11), Alec Burks (first team, Big 12 All-Tournament team), Cory Higgins (second team), Levi Knutson (co-sixth man) • First year of the Pac-12 (2011-12), Andre Roberson (first team, All-Defensive, All-Tournament team), Carlon Brown (second team, tournament Most Outstanding Player, All-Tournament team), Spencer Dinwiddie (All-Freshman team)

- In 2012-13, Roberson (first team, Defensive Player of the Year, All-Defensive team); Dinwiddie (first team), Josh Scott (All-Freshman team) • Sabatino Chen (2011-12 & 2012-13 Pac-12 Academic first team); Shane Harris-Tunks (2012-13 Pac-12 Academic second team & 2011-12 Pac-12 Academic honorable mention); Levi Knutson (2010-11 Big 12 Academic first team); Trey Eckloff (2010-11 Big 12 Academic first team).

2012-13: 21-12

- No. 19 Associated Press/USA Today Coaches' Poll (Nov. 26)
- AP No. 23 ranked (Nov. 19).
- The AP No. 23 ranking is the first time CU was ranked in a major poll since earning back-to-back No. 25 rankings in the Coaches Poll during the 2005-06 season.
- 2012 Charleston Classic Champions (3-0).
- CU defeated Oregon, twice (the Pac-12 Tournament Champion), Arizona, Colorado State, California.
- The Buffs have now enjoyed the best three consecutive years in attendance numbers ever (421,028, an 8,255 average for 51 games; no previous coach averaged over 6,500 for a three-year run).
- No. 1 in Pac-12 Conference-only defense (62.2 ppg.)
- No. 1 in Pac-12 Conference Team (all games) 3-Point Defense (32.0)
- Defeated four ranked opponents, a first since 2002-03.
- 3-straight road conference wins for the first time since 2000-01.
- First CU MBB coach to win season opener each of first 3 seasons.
- Named the official starter of the 34th Annual Bolder Boulder (May 2012), the largest road race in the United States where all participants are timed and the fifth largest road race in the world.

2011-12: 24-12

- NCAA Tournament Appearance (3rd Round), a school-first since 2002-03 (9 years); only third NCAA Tournament appearance since 1968-69 (43 years).
- First CU head coach to win 20 or more games in his first two years.
- His 48 wins at CU are the best in school history in any two-span.
- Defeated No. 6 seed and No. 23/25 ranked UNLV (68-64) in the second round, CU's first tourney win since 1996-97.
- Helped guide CU to the Pac-12 Conference Championship winning four games in four days; first conference title since 1968-69.
- Just the 10th team from the "big six" conferences to win four games in four days en route to the conference title.
- National Association of Basketball Coaches (NABC) District 20 Coach of the Year (1st CU coach named).
- Sixth team in school history to win 20 games and first 20-win team in school history to average under 70 ppg. (67.5).
- Won his 100th career win at a head coach at the Pac-12 Tournament defeating Utah (Mar. 7, 2012).
- CU went 14-2 at home in 2011-12, the fourth time in school history to win that many games at home, the others: 2010-11, 2005-06, 2002-03.
- 11 Pac-12 Conference wins, most wins in season (1996-97; 11).
- Boyle won his 40th game as CU's coach (against Oregon), taking him 61 games to reach this milestone tying Frosty Cox for the fewest games.
- First CU head coach to achieve back-to-back 3-0 conference starts in his first two years at the helm.
- First CU head coach since Frosty Cox to win back-to-back conference openers since 1935-36 and 1936-37.

2010-11: 24-14

- School-best 24 wins in his first season at CU.
- School-best 18 home wins.
- Four attendance marks: sellouts a season (5); all games (140,284); conference total (78,472); conference average (9,809).
- Advanced to the NIT Final Four and appearance at Madison Square Garden, a CU first since 1990-91.
- Highest Big 12 conference finish (5th) since 2005-06.
- Advanced to the Big 12 Tournament semifinals for the first time in the 15-year history of the conference.
- Won three Big 12 road games for the first time since 1996-97.
- Defeated NCAA Tourney Teams: Kansas St. (three times), Texas and Missouri.
- Named National Coach of the Week by The Hoops Report in its weekly awards for the week of Jan. 10-16, 2011.
- First CU head coach since Henry Iba (1933-34) to win his first three conference games
- First CU coach since H.B. Lee (1950-51) to win first two conference games in his first year.
- Successfully won his CU debut with an 88-80 home win against Idaho State (Nov. 12).
- Became first CU head coach in 20 years since Joe Harrington (1990-91) to win coaching debut.
- Named 18th head coach in CU men’s basketball history on April 19.

NORTHERN COLORADO: Head Coach 2006-2010

2009-10: 25-8

- Advanced to the post season for the first time in school history, advancing to the quarterfinals of the CollegeInsiders.com Tournament while racking up a school record 25 victories.
- Coached one first-team All-Big Sky member and also the Big Sky Conference Defensive Player of the Year.
- Resurrected the basketball program at Northern Colorado, including a breakout season in 2009-10 (25-8, .758) and finished second in the Big Sky Conference. • Guided the Bears to a 56-66 record (.459) the past four seasons.
- Awarded the NABC Division I All-District Coach of the Year, the Big Sky Coach of the Year by both *The Sporting News* and *CollegeInsider.com*, where he was also named a finalist for the National Mid-Major Coach of the Year award.

2008-09: 14-18 UNC’s first Big Sky Tourney berth

- Improved from one conference win his first season to an 8-8 mark
- Earned the school’s first D-I post-season trip, to the Sun Belt Conference Tournament.

2007-08: 13-16 Won at SDSU (RPI top 50)

- Defeated Colorado State, 72-59, in his second season and also knocked off San Diego State, 72-59. The Aztecs were ranked among the nation’s top 50 teams in the RPI rankings at that time.

2006-07: 4-24 Bears’ first year in Big Sky

- Named the 17th coach in UNC history on April 25, 2006.
- At that point, the Bears were in the midst of a transition to Division I in its first season as a member of the Big Sky Conference • Finished last nationally in the final RPI rankings. There were, however, flashes of times to come, including close losses to both Colorado (88-86) and Colorado State (75-66).

WICHITA STATE: Associate Head Coach..... 2000-06

- Spent six seasons with current Maryland head coach Mark Turgeon and was part of another turn around that saw the Shockers improve from 9-19 (.321) his first year there to one of the nation’s top mid-major teams in 2006 when Wichita State went 26-9 and advanced to the Sweet 16 of the NCAA Tournament. The Shockers eventually lost to Final Four Cinderella George Mason in the regional semifinals • finished with a No. 21 final ranking.
- 2005-06: 26-9 MVC champs, NCAA Sweet 16
- 2004-05: 22-10 NIT second round
- 2003-04: 21-11..... NIT
- 2002-03: 18-12NIT
- 2001-02: 15-15 9-9 in Missouri Valley Conference
- 2000-01: 9-19

JACKSONVILLE STATE (Ala.): Assistant Coach ..1998-2000

- Boyle reconnected with Mark Turgeon, as an assistant coach at Jacksonville State, where they helped turn a team that was 8-18 into a 17-11 squad in just one season.
- 1999-00: 17-11 (12-6 in TransAmerica Conference)
- 1998-99: 8-18 -

TENNESSEE: Director Basketball Operations ..1997-98

- Followed Jerry Green to Tennessee, where he was director of basketball operations when the Vols won 20 games and advanced to the NCAA Tournament.

OREGON: Assistant Coach 1994-97

- First collegiate coaching job (1994) an assistant under Jerry Green. Mark Turgeon was also an assistant from 1993-97 • Spent three seasons helping the Ducks to the 1995 NCAA Tournament and 1997 NIT.
- 1996-97: 17-11NIT
- 1995-96: 16-13 -
- 1994-95: 19-9NCAA Tournament

WHAT THEY ARE SAYING ...

“Tad has bought back a resurgence to Colorado basketball with his energy and enthusiasm. I am impressed with his knowledge of the game and his ability to communicate to his Buffaloes team.”

-- *Dick Vitale, ESPN College Basketball Analyst*

“Tad has done something few thought possible -- turn Colorado into a basketball school. The Buffaloes have as much of an impact in their new conference as any other team transitioning to a new league and that is a credit to Tad and his staff.”

-- *Andy Katz, ESPN.com Senior College Basketball Writer*

“I’m a believer in Tad Boyle. He is not only a terrific teacher of the game with great basketball knowledge, he keeps it simple and gives his players an understanding of what you need to do to win, but a firm understanding of how teams lose, too. Boyle has tremendous toughness in him. He is demanding without being demeaning, and he puts his players in position to achieve together without fear of failing. That’s what truly outstanding coaches do, and Tad Boyle is a truly outstanding coach.”

-- *Jay Bilas, ESPN College Basketball Analyst*

“I’ve been blessed to work with many hall of fame caliber coaches during my career and I can say without reservation that Tad Boyle is as talented as any coach I’ve been around! Whether you’re talking about X’s-and-O’s, in-game adjustments, or recruiting...he’s the total package. And, best of all...he’s an even better human being.”

-- *Mark Johnson, Sports Director Newsradio 850 KOA*

COACHING CAREER

2010-Present: Head Coach, University of Colorado
 2006-2010: Head Coach, University of Northern Colorado
 2000-2006: Associate Head Coach, Wichita State University
 1998-2000: Assistant Coach, Jacksonville State (Ala.) University
 1997-1998: Director of Basketball Operations, University of Tennessee
 1994-1997: Assistant Coach, University of Oregon

PLAYING HISTORY

University of Kansas

Member of two NCAA Tournament Teams (1984, 1985)
 Named Team Captain Senior Season
 “Most Unselfish Player” 1985
 “Most Inspirational Player” 1982

Greeley High School

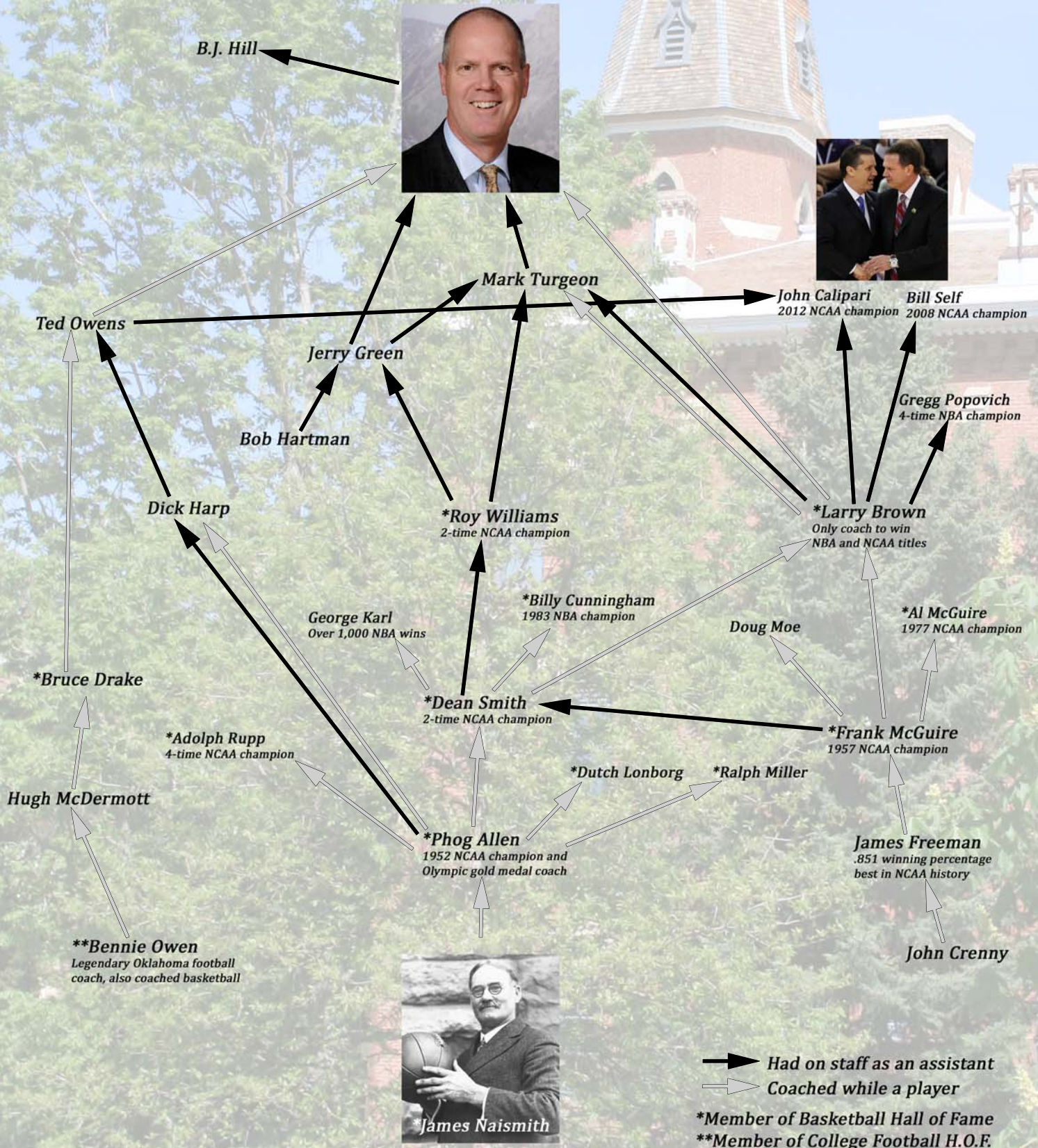
Led Wildcats to 1981 State Championship
 Colorado Player of the Year
 Converse All-American Team

BOYLE vs. THE NATION

| | | | |
|------------------------------|-----|--------------------------|----------------|
| Arkansas State | 1-0 | Montana | 2-7 |
| Alabama | 0-1 | Montana State | 4-4 |
| Alcorn State | 1-0 | Murray State | 1-0 |
| Air Force | 4-2 | Nebraska | 1-1 |
| Arizona | 3-6 | New Mexico | 0-1 |
| Arizona State | 3-4 | New Orleans | 1-0 |
| Bakersfield, Cal State | 2-0 | North Dakota | 2-0 |
| Ball State | 0-1 | Northern Arizona | 6-3 |
| Baylor | 1-3 | Oklahoma | 0-2 |
| Bowling Green | 1-1 | Oklahoma State | 1-1 |
| California | 5-3 | Oregon | 5-2 |
| Citadel, The | 1-0 | Oregon State | 5-4 |
| Colorado | 0-1 | Pacific | 0-1 |
| Colorado Christian | 1-0 | Portland | 2-1 |
| Colorado State | 5-3 | Portland State | 1-7 |
| Colo.-Colorado Springs | 0-1 | Purdue | 0-1 |
| Creighton | 0-1 | Sacramento State | 6-2 |
| Dayton | 1-0 | San Diego State | 1-1 |
| Denver | 4-2 | San Francisco | 0-1 |
| Eastern Michigan | 0-1 | San Jose State | 1-1 |
| Eastern Washington | 4-4 | Southern | 1-0 |
| Elon | 1-0 | Southern Utah | 1-0 |
| Fort Lewis College | 1-0 | Stanford | 3-2 |
| Fresno State | 2-1 | Texas | 1-0 |
| Georgia | 2-1 | Texas A&M | 0-1 |
| Gonzaga | 0-1 | Texas Christian | 1-0 |
| Hartford | 1-0 | Texas-Pan American | 1-0 |
| Harvard | 1-1 | Texas Southern | 4-0 |
| Hawai’i | 1-0 | Texas State | 1-1 |
| Idaho State | 5-5 | Texas Tech | 1-0 |
| Illinois | 0-1 | UCLA | 0-4 |
| Indiana | 1-0 | UC Santa Barbara | 1-0 |
| Iowa | 0-1 | UNLV | 1-0 |
| Iowa State | 2-1 | USC | 5-0 |
| Jackson State | 1-0 | Utah | 5-2 |
| Johnson & Wales | 4-0 | UT Martin | 1-0 |
| Kansas | 1-4 | VMI | 1-0 |
| Kansas State | 3-0 | Washington | 2-2 |
| Kent State | 1-0 | Washington State | 4-0 |
| Liberty | 0-1 | Weber State | 2-6 |
| Longwood | 1-0 | Western Michigan | 1-0 |
| Louisiana Monroe | 1-0 | Western New Mexico | 1-0 |
| Maryland | 0-1 | Wichita State | 0-1 |
| Maryland Eastern Shore | 1-0 | Wofford | 1-0 |
| McNeese State | 1-0 | Wyoming | 1-3 |
| Missouri | 1-1 | TOTAL | 148-115 |

TAD BOYLE COACHING TREE

Below is a diagram of all the head coaches that Boyle played for or coached under at the college level, and all the mentors those coaches played for or coached under, etc. going all the way back to Dr. James Naismith. The shortest route tracing Boyle back to the game's inventor is only four generations (going either from Larry Brown to Dean Smith to Phog Allen to Naismith, or from Ted Owens to Dick Harp to Allen to Naismith). Boyle is a direct descendant of seven members of the Naismith Memorial Basketball Hall of Fame as well as a charter member of the College Football Hall of Fame. Notable "cousins" along the way are also mentioned:



JEAN PRIOLEAU

Family: Wife, Janelle; **Son:** Elijah

Hometown: Teaneck, N.J.

High School: Teaneck

College: Fordham (1992)



University of Colorado (2010 - present)

- Fourth year with CU basketball.
- Named Associate Head Coach this past summer.
- Assistant coach with Tad Boyle at Wichita State (2000-2005).

"Jean is ready to be a head coach, deserves to be a head coach," CU head coach Tad Boyle said. "He is multiple-faceted in terms of his recruiting and coaching ability, relationship with the players, and his professionalism. Jean does a tremendous job and has for many years, not just CU's staff, but any staff he's been on."

Texas Christian University (2008-2010): spent two years as an assistant coach and recruiting coordinator.

Iowa State (2006-2008): helped the Cyclones record 29 victories. The Cyclones had three All-Big 12 Conference performers in Mike Taylor, Wesley Johnson and Jiri Hubalek and were ranked in the top-100 among in a pair of defensive categories.

Marquette (2005-06): as an assistant coach under former Marquette head coach and current Indiana University head coach Tom Crean. In his lone season with the Golden Eagles, Marquette recorded a 20-11 overall record and a 10-6 mark in Big East Conference en route to securing a spot in the NCAA Tournament.

- part of a Marquette program that ranked 11th in the country in three-point field goal percentage, 22nd in three-point field goals made per game and 43rd in the nation in scoring offense in his lone campaign. That season, Prioleau watched as the Golden Eagles posted victories over a trio of nationally-ranked opponents, including a 94-79 triumph over top-ranked UConn.

Wichita State (2000-2005): played a vital role in the resurgence and success of the Shockers in the Missouri Valley Conference.

- The Shockers earned a NIT berth on three occasions during Prioleau's tenure. During his five years, the Shockers never finished below a .500 overall or conference mark while winning 18 or more games in four of five seasons.
- The Shockers collected 94 total victories, including a pair of 20-win seasons in each of his final two campaigns with the program.
- Signed the top recruiting class in 2001 in the Missouri Valley Conference, helped ink Sean Ogirri (Colorado Player of the Year), Paul Miller (2006 Missouri Valley Conference Player of the Year and 2001 Freshman of the Year), Jamar Howard (Missouri Valley Conference Defensive Player of the Year) and Randy Burns (Missouri Valley Conference Rookie of the Year).

Fordham University (1999-2000).

MIKE ROHN

Family: Wife, Stephanie

Daughters: Raegen and Rylee

Hometown: Colby, Kan.

High School: Colby

College: McPherson (1990);

Fort Hays State (1993)



University of Colorado (2010 - present)

- Fourth year with CU basketball.
- Named Head Recruiting Coordinator this past summer.
- An assistant coach at Wichita State with Tad Boyle (2001-2006).

"One of the steadiest people I have ever worked with in my life," said CU head coach Tad Boyle. "Mike is the ultimate grinder, works extremely hard and he's a guy that thinks; a forward-thinker and ready to be a head coach. He has all the tools in what it takes to be a head coach, and is invaluable to our staff and to me."

Texas A&M (2007-2010): Three years as the director of basketball operations at Helped the Aggies to a trio of NCAA Tournament Round of 32 appearances. During those three years in College Station, the Aggies won 73 games, including 28 Big 12 Conference games. A&M also led the conference in scoring defense (65.8 ppg.) for the first time in league history during the 2009-10 campaign.

Wichita State (2000-2007): Seven years as an assistant coach to Mark Turgeon, in addition with current CU associate head coach, Jean Prioleau, and head coach Tad Boyle (2001-2006), the Shockers engineered an impressive resume earning three-straight NIT trips (2003, 2004, 2005). During the 2005-06 season, the Shockers not only won their first Missouri Valley Conference championship in 19 years, they capped off a 26-9 record with a 2006 NCAA Tournament berth and a Sweet 16 appearance, a school-first in 18 years.

- Rohn also helped coach fifth-year student-athlete Paul Miller cap off one of the best careers of any Shocker center by being named the MVC Player of the Year, the first Shocker to earn the award in 21 years, in addition to Jamar Howard (Missouri Valley Conference Defensive Player of the Year).

- Prior to Wichita State, Rohn served three seasons as head coach (1997-2000) at Dodge City (Kan.) Community College, where he built a 55-38 record and coached the Conquistadors to three consecutive state playoff appearances, including a 21-10 mark in 1999-2000. Assistant coach at Dodge City from 1993-97. In 1997, Dodge City was crowned the 1997 Jayhawk West Conference Champions.

Fort Hays State (1991-93): Graduate Assistant Coach.

Colby CC (1990-91): Assistant Coach.

McPherson College (1989-90): Assistant Coach.

RODNEY BILLUPS

Hometown: Denver, Colo.

High School: George Washington

College: University of Denver (2005)



University of Colorado (2010 - present)

- Fourth year with CU basketball.
- Named Assistant Coach prior to 2012-13 season.
- Director of Basketball Operations (2010-2012).

"Rodney continues to bring a lot of value to our staff," head coach Tad Boyle said. "Each year, he gets more and more comfortable in his recruiting role, and continues to develop into a fine, young coach."

- Younger brother of former CU great Chauncey Billups, who played with the Buffaloes from 1995-97.
- Three-year standout with the University of Denver Pioneers from 2002-05.
- At DU, averaged 10.2 points, 6.4 assists, and 3.2 rebounds during his 2004-05 senior season.
- Led the Sun Belt Conference in assists, also ranked 17th nationally.
- Named an All-SBC third team selection in 2004-05, the same season he helped the Pioneers win 20 games and a National Invitational Tournament berth.
- 199 assists in his senior season, ranks third all-time in school history, while his 58 steals, ranks seventh.
- Over his three years at DU, Billups ranks fourth all-time in assists (418) and steals (154). For his career, he averaged 8.5 points per game, in addition to 4.6 assists, 2.7 rebounds and 1.7 steals per game.
- In 2004-05, Billups was named co-recipient of the Floyd M. Theard Jr. Memorial Award. The award is presented each year to the DU men's basketball player who best displays the qualities of leadership, scholarship and sportsmanship.



ASKIA BOOKER #0

Junior • Guard

6'1" • 170

Two-Year Letterwinner

Los Angeles, Calif. (Price HS)

Career: Scored 727 points ranking 58th on the school's all-time scoring list • Also is 49th in career assists (120) • Career totals: 10.7 ppg., 3.1 rpg., 1.7 apg., 1.0 stl. per game • Double-digit scoring 36 times • Led CU in assists 16 times, scoring 15 times and steals 14 times.

2012-2013 (sophomore): One of two players to start all 33 games (Dinwiddie) • First in field goals (152) and 3-pointers made (49) • Second in team scoring (12.4 ppg.) and assists (71, 2.2 apg.) • Third in steals (40, 1.2) and free throw percentage (70.4) • Leading scorer eight times (one shared); assists 10 times (two shared); steals 8 times (2 shared) • Scored 20 points, twice (23 pts. vs. Murray State; 20 points in home victory against California, Jan. 27) • Personal-best five assists at Arizona (Jan. 3) and home win against Air Force (Nov. 25) • Tied a career-best four steals against the Racers in Charleston • 12 games over 15+ points • Six games over 18 or more points • Teamed up with Spencer Dinwiddie (505 pts.) to break CU sophomore tandem record (915 total points) • Also formed best one-two backcourt scoring punches among BCS schools, fourth overall in Division I (27.7 ppg.).

2012-2013 Pac-12 Conference (all games): Ranked No. 12 in steals (1.2); No. 15 in 3-point field goals made (1.5) and No. 17 in scoring per game (12.4) • Tied for second overall among conference players in best field goal percentage (.889, 8-of-9 vs. Northern Arizona, Dec. 21).

2012-2013 Pac-12 Conference (conference-only): No. 15 in steals (1.2) and No. 25 in scoring (11.1 ppg.).

Awards: Pac-12 Conference Player of the Week (Nov. 11-17) • Charleston Classic Most Valuable Player honors leading the Buffaloes to a 3-0 record and to the classic title • Led all scorers averaging 19.3 points, 3.0 assists, 2.7 steals, 2.3 rebounds per game • Shot 51.1 from the field (24-of-47) with seven 3-pointers over three games.

2011-2012 (freshman): Played in 35 games with one start • Averaged 21.5 minutes, 9.1 points, 2.7 rebounds, and 1.4 assists per game • Collaborated with fellow teammate Spencer Dinwiddie (360 pts.) forming the best 1-2 freshman scoring pair in school history with 677 points • Only CU freshmen pair to score over 250 or more points • The freshmen pair averaged 18.8 ppg., tying for the best overall points per game average • Booker scored 317 points, the 10th most points tallied by a freshman.

Academics: College major is communication.

Personal: Born August 31, 1993 • Son of Daniele Ricardo • Lists winning the CIF and the state title as his biggest moments of prep career.

SEASON/CAREER HIGHS

Points

Season 27 Oregon (Jan. 5)
 Career 27 Oregon (Jan. 5)

FGM

Season 9 Washington State (Feb. 5)
 Career 10 Murray State (Nov. 18, 2012)

FGA

Season 17 twice
 Career 18 Murray State (Nov. 18, 2012)
 vs. Baylor (Nov. 16, 2012)

Rebounds

Season 8 at USC (Feb. 16)
 Utah (Feb. 1)
 Career 9 at USC (Jan. 26, 2012)

O-Rebs

Season 2 Utah (Feb. 1)
 Career 4 at USC (Jan. 26, 2012)

D-Rebs

Season 7 twice
 Career 7 twice

3-Pt. FGs

Season 5 UCLA (Jan. 16, 2014)
 Career 5 UCLA (Jan. 16, 2014)

3-PT. FGA

Season 7 twice
 Career 10 vs. Illinois (Mar. 22, 2013)

FT

Season 13 at Washington State (Jan. 8)
 Career 13 at Washington State (Jan. 8)

FTA

Season 14 at Washington State (Jan. 8)
 Career 14 at Washington State (Jan. 8)

Assists

Season 12 at UCLA (Feb. 13)
 Career 12 at UCLA (Feb. 13)

Steals

Season 5 at Arizona State (Jan. 25)
 Career 5 at Arizona State (Jan. 25)

Blocks

Season 1 twice
 Career 1 three times

Minutes

Season 43 Utah (Feb. 1)
 Career 45 Texas Southern (Nov. 27, 2012)

CAREER STATISTICS

| Year | GP-GS | Min | FG-FGA | Pct | 3PT-A | Pct | FT-FTA | Pct | O | D | Reb | Avg | Ast | To | PF-FO | Stl | Blk | Pts | Avg |
|--------------|---------------|-------------|-----------------|-------------|----------------|-------------|----------------|-------------|-----------|------------|------------|------------|------------|------------|--------------|------------|----------|-------------|-------------|
| 2013-14 | 34-34 | 1045 | 164-418 | .392 | 37-134 | .276 | 110-135 | .815 | 19 | 107 | 126 | 3.7 | 116 | 84 | 62-0 | 45 | 2 | 475 | 14.0 |
| 2012-13 | 33-33 | 1050 | 152-418 | .364 | 49-157 | .312 | 57-81 | .704 | 17 | 99 | 116 | 3.5 | 71 | 69 | 64-2 | 40 | 0 | 410 | 12.4 |
| 2011-12 | 35-1 | 754 | 104-259 | .402 | 29-78 | .372 | 80-105 | .762 | 20 | 76 | 96 | 2.7 | 49 | 60 | 61-1 | 26 | 1 | 317 | 9.1 |
| Total | 102-68 | 2849 | 420-1095 | .384 | 115-370 | .311 | 247-321 | .770 | 56 | 282 | 338 | 3.3 | 236 | 213 | 187-3 | 111 | 3 | 1202 | 11.8 |

2013-2014 Game-by-Game (junior)

| Game | GS | Min | FGs | 3FGs | FTs | O-D-R | Pf | A | To | BL | ST | Pts |
|-----------------|----|-----|------|------|-------|-------|----|----|----|----|----|-----|
| vs. Baylor | * | 36 | 5-16 | 0-4 | 0-0 | 1-3-4 | 2 | 3 | 0 | 0 | 2 | 10 |
| UT MARTIN | * | 18 | 2-6 | 0-2 | 2-2 | 1-2-3 | 1 | 2 | 4 | 0 | 1 | 6 |
| WYOMING | * | 32 | 4-11 | 2-5 | 4-4 | 0-3-3 | 3 | 0 | 3 | 0 | 2 | 14 |
| JACKSON ST. | * | 29 | 6-10 | 3-7 | 0-0 | 1-4-5 | 2 | 6 | 2 | 1 | 0 | 15 |
| ARKANSAS ST. | * | 25 | 2-8 | 1-4 | 2-2 | 0-3-3 | 3 | 4 | 2 | 0 | 2 | 7 |
| UCSB | * | 25 | 5-10 | 1-4 | 3-3 | 0-4-4 | 3 | 2 | 3 | 0 | 3 | 14 |
| HARVARD | * | 27 | 5-15 | 0-3 | 2-2 | 0-1-1 | 0 | 3 | 1 | 0 | 0 | 12 |
| at Air Force | * | 22 | 5-13 | 3-7 | 0-0 | 0-2-2 | 0 | 0 | 2 | 0 | 1 | 13 |
| at Colorado St. | * | 21 | 4-12 | 0-6 | 4-6 | 0-1-1 | 2 | 1 | 2 | 0 | 2 | 12 |
| KANSAS | * | 33 | 5-12 | 3-6 | 2-6 | 1-2-3 | 3 | 0 | 1 | 0 | 1 | 15 |
| ELON | * | 13 | 4-10 | 0-1 | 0-0 | 2-0-2 | 2 | 0 | 3 | 0 | 0 | 8 |
| vs. Okla. State | * | 37 | 8-15 | 3-7 | 0-0 | 1-1-2 | 2 | 1 | 2 | 0 | 1 | 19 |
| GEORGIA | * | 31 | 7-12 | 2-4 | 3-3 | 0-0-0 | 1 | 4 | 2 | 0 | 1 | 19 |
| OREGON ST. | * | 31 | 3-10 | 1-5 | 6-6 | 1-3-4 | 1 | 2 | 1 | 0 | 4 | 13 |
| OREGON | * | 33 | 8-16 | 1-3 | 10-12 | 1-6-7 | 1 | 4 | 0 | 0 | 1 | 27 |
| at Wash State | * | 38 | 2-12 | 1-4 | 13-14 | 0-4-4 | 3 | 3 | 1 | 0 | 2 | 18 |
| at Washington | * | 24 | 0-9 | 0-2 | 0-0 | 0-2-2 | 3 | 1 | 3 | 0 | 0 | 0 |
| UCLA | * | 29 | 7-11 | 5-7 | 2-5 | 0-4-4 | 4 | 2 | 4 | 0 | 0 | 21 |
| USC | * | 25 | 3-5 | 1-2 | 6-6 | 0-4-4 | 1 | 6 | 2 | 1 | 1 | 13 |
| at Arizona | * | 34 | 4-13 | 0-3 | 3-4 | 0-3-3 | 1 | 4 | 2 | 0 | 1 | 11 |
| at Arizona St. | * | 32 | 4-10 | 0-3 | 2-5 | 0-2-2 | 3 | 5 | 6 | 0 | 5 | 10 |
| UTAH | * | 43 | 5-16 | 1-6 | 7-10 | 2-6-8 | 0 | 7 | 4 | 0 | 1 | 18 |
| WASH. STATE | * | 33 | 9-12 | 2-3 | 6-8 | 1-3-4 | 2 | 5 | 3 | 0 | 3 | 26 |
| WASHINGTON | * | 31 | 6-14 | 2-4 | 6-6 | 0-5-5 | 1 | 7 | 4 | 0 | 0 | 20 |
| at UCLA | * | 37 | 6-16 | 2-7 | 2-2 | 0-0-0 | 3 | 12 | 2 | 0 | 2 | 16 |
| at USC | * | 34 | 7-16 | 1-4 | 3-3 | 1-7-8 | 2 | 6 | 6 | 0 | 2 | 18 |
| ARIZONA ST | * | 33 | 5-17 | 0-0 | 8-8 | 0-6-6 | 3 | 3 | 1 | 0 | 2 | 18 |
| ARIZONA | * | 31 | 4-14 | 0-3 | 2-4 | 1-3-4 | 0 | 3 | 2 | 0 | 1 | 10 |
| at Utah | * | 31 | 1-8 | 0-3 | 2-2 | 1-2-3 | 3 | 6 | 4 | 0 | 2 | 4 |
| at Stanford | * | 36 | 3-10 | 0-3 | 1-2 | 0-2-2 | 1 | 3 | 5 | 0 | 1 | 7 |
| at California | * | 39 | 5-13 | 1-5 | 0-0 | 0-7-7 | 3 | 2 | 3 | 0 | 0 | 11 |
| vs. USC | * | 37 | 9-17 | 0-1 | 3-3 | 2-5-7 | 1 | 4 | 1 | 0 | 0 | 21 |
| vs. California | * | 35 | 7-17 | 1-5 | 2-2 | 0-3-3 | 2 | 3 | 2 | 0 | 0 | 17 |
| vs. Arizona | * | 34 | 4-14 | 0-1 | 4-5 | 2-4-6 | 0 | 2 | 1 | 0 | 1 | 12 |

MISC. '13-14 SEASON CAREER

| | | |
|-----------------------|----|----|
| Double-Figure Scoring | 28 | 64 |
| 20+ Points | 5 | 7 |
| 15+ Points | 15 | 32 |
| Double-Doubles | - | - |
| Led CU in Scoring | 11 | 26 |
| Led CU in Rebounds | 2 | 3 |
| Led CU in Assists | 18 | 34 |
| Led CU in Steals | 14 | 28 |
| 5+ Rebounds | 10 | 20 |
| 7+ Assists | 5 | 5 |
| 4+ Assists | 14 | 24 |
| 3+ Steals | 4 | 10 |
| Pac-12 POW | 2 | 3 |

2012-2013 Game-by-Game (sophomore)

| Game | GS | Min | FGs | 3FGs | FTs | O-D-R | Pf | A | To | BL | ST | Pts |
|--------------------|----|-----|-------|------|-----|-------|----|---|----|----|----|-----|
| WOFFORD | * | 30 | 6-13 | 1-3 | 0-0 | 0-3-3 | 1 | 0 | 3 | 0 | 1 | 13 |
| vs. Dayton | * | 38 | 6-11 | 3-5 | 1-2 | 0-4-4 | 0 | 4 | 1 | 0 | 1 | 16 |
| vs. Baylor | * | 34 | 8-18 | 2-6 | 1-2 | 0-1-1 | 2 | 3 | 3 | 0 | 3 | 19 |
| vs. Murray State | * | 33 | 10-18 | 2-5 | 1-2 | 0-2-2 | 2 | 2 | 2 | 0 | 4 | 23 |
| AIR FORCE | * | 32 | 5-13 | 1-4 | 4-5 | 2-5-7 | 3 | 5 | 3 | 0 | 1 | 15 |
| TX SOUTHERN | * | 45 | 4-15 | 2-8 | 5-8 | 0-6-6 | 3 | 4 | 2 | 0 | 0 | 15 |
| at Wyoming | * | 31 | 2-13 | 2-5 | 0-0 | 1-1-2 | 2 | 2 | 4 | 0 | 0 | 6 |
| COLORADO ST. | * | 33 | 2-11 | 1-3 | 1-5 | 2-1-3 | 3 | 2 | 1 | 0 | 1 | 6 |
| at Kansas | * | 29 | 5-15 | 1-6 | 4-4 | 0-4-4 | 2 | 1 | 2 | 0 | 1 | 15 |
| at Fresno State | * | 35 | 4-10 | 2-3 | 4-6 | 0-4-4 | 1 | 1 | 2 | 0 | 2 | 14 |
| N. ARIZONA | * | 18 | 8-9 | 1-2 | 0-1 | 0-4-4 | 1 | 1 | 0 | 0 | 2 | 17 |
| HARTFORD | * | 26 | 8-13 | 3-5 | 0-0 | 1-3-4 | 1 | 2 | 3 | 0 | 1 | 19 |
| at Arizona | * | 43 | 5-17 | 4-7 | 4-4 | 0-3-3 | 4 | 5 | 2 | 0 | 0 | 18 |
| at Arizona State | * | 34 | 5-14 | 1-6 | 2-3 | 1-3-4 | 5 | 2 | 3 | 0 | 2 | 13 |
| USC | * | 31 | 4-12 | 1-4 | 3-3 | 0-2-2 | 1 | 2 | 4 | 0 | 1 | 12 |
| UCLA | * | 31 | 6-16 | 2-5 | 4-4 | 0-3-3 | 2 | 1 | 2 | 0 | 1 | 18 |
| at Washington | * | 34 | 3-14 | 0-3 | 3-3 | 1-6-7 | 5 | 3 | 3 | 0 | 1 | 9 |
| at Washington St.* | * | 37 | 3-11 | 0-2 | 1-3 | 1-6-7 | 1 | 4 | 2 | 0 | 1 | 7 |
| STANFORD | * | 26 | 6-9 | 0-2 | 1-2 | 0-4-4 | 4 | 3 | 1 | 0 | 3 | 13 |
| CALIFORNIA | * | 32 | 8-12 | 4-6 | 0-0 | 0-4-4 | 0 | 3 | 4 | 0 | 1 | 20 |
| at Utah | * | 37 | 3-14 | 0-5 | 2-2 | 2-1-3 | 1 | 1 | 1 | 0 | 1 | 8 |
| at Oregon | * | 22 | 3-13 | 1-3 | 1-2 | 0-2-2 | 3 | 0 | 1 | 0 | 0 | 8 |
| at Oregon State | * | 37 | 2-14 | 0-5 | 5-6 | 3-3-6 | 1 | 3 | 1 | 0 | 1 | 9 |
| ARIZONA | * | 32 | 4-11 | 1-4 | 1-2 | 0-1-1 | 0 | 2 | 1 | 0 | 3 | 10 |
| ARIZONA ST. | * | 37 | 7-13 | 3-7 | 0-0 | 0-3-3 | 1 | 2 | 3 | 0 | 0 | 17 |
| UTAH | * | 31 | 3-11 | 1-6 | 1-2 | 1-3-4 | 2 | 1 | 1 | 0 | 1 | 8 |
| at Stanford | * | 27 | 2-9 | 0-2 | 0-0 | 0-4-4 | 1 | 3 | 2 | 0 | 1 | 4 |
| at California | * | 29 | 2-11 | 1-5 | 1-2 | 0-2-2 | 1 | 0 | 1 | 0 | 1 | 6 |
| OREGON | * | 28 | 5-12 | 0-4 | 1-2 | 0-6-6 | 2 | 2 | 3 | 0 | 2 | 11 |
| OREGON ST. | * | 29 | 3-13 | 2-7 | 0-0 | 0-0-0 | 2 | 3 | 1 | 0 | 2 | 8 |
| vs. Oregon St. | * | 29 | 1-9 | 1-4 | 4-4 | 0-3-3 | 1 | 4 | 2 | 0 | 1 | 7 |
| vs. Arizona | * | 26 | 4-10 | 2-5 | 2-2 | 1-0-1 | 3 | 0 | 3 | 0 | 0 | 12 |
| vs. Illinois | * | 34 | 5-14 | 4-10 | 0-0 | 1-2-3 | 3 | 0 | 2 | 0 | 0 | 14 |

2011-2012 Game-by-Game (freshman)

| Game | GS | Min | FGs | 3FGs | FTs | O-D-R | Pf | A | To | BL | ST | Pts |
|-------------------|----|-----|------|------|-----|-------|----|---|----|----|----|-----|
| FORT LEWIS | - | 20 | 3-8 | 0-0 | 3-3 | 0-4-4 | 1 | 2 | 3 | 0 | 1 | 9 |
| vs. Wichita State | * | 12 | 1-2 | 1-1 | 2-4 | 0-2-2 | 4 | 1 | 3 | 0 | 2 | 5 |
| vs. Maryland | - | 21 | 4-6 | 0-0 | 0-2 | 0-3-3 | 5 | 4 | 2 | 0 | 4 | 8 |
| vs. W. Michigan | - | 26 | 3-8 | 0-2 | 5-6 | 0-2-2 | 3 | 4 | 1 | 0 | 0 | 11 |
| at Air Force | - | 30 | 3-7 | 3-4 | 2-4 | 1-4-5 | 1 | 0 | 2 | 0 | 0 | 11 |
| GEORGIA | - | 23 | 4-6 | 0-1 | 6-8 | 0-4-4 | 1 | 3 | 0 | 0 | 0 | 14 |
| at Colorado State | - | 23 | 2-9 | 0-2 | 2-3 | 1-2-3 | 1 | 1 | 3 | 0 | 1 | 6 |
| FRESNO STATE | - | 16 | 0-2 | 0-0 | 0-0 | 0-1-1 | 2 | 2 | 3 | 0 | 0 | 0 |
| WYOMING | - | 24 | 3-8 | 1-4 | 2-4 | 0-1-1 | 2 | 1 | 2 | 0 | 1 | 9 |
| CSU BAKERSFIELD | - | 21 | 2-6 | 0-1 | 2-2 | 0-2-2 | 2 | 0 | 1 | 0 | 1 | 6 |
| TEXAS SOUTHERN | - | - | - | - | - | - | - | - | - | - | - | - |
| NEW ORLEANS | - | 23 | 5-11 | 1-3 | 2-2 | 1-5-6 | 1 | 3 | 1 | 0 | 2 | 13 |
| UTAH | - | 19 | 4-9 | 4-7 | 2-2 | 0-1-1 | 2 | 2 | 1 | 0 | 0 | 14 |
| WASHINGTON | - | 23 | 4-8 | 3-5 | 1-2 | 0-4-4 | 0 | 0 | 1 | 0 | 0 | 12 |
| WASHINGTON ST | - | 25 | 2-6 | 0-2 | 1-1 | 0-4-4 | 2 | 4 | 2 | 0 | 1 | 5 |
| at California | - | 21 | 1-3 | 0-1 | 1-2 | 0-4-4 | 4 | 1 | 4 | 0 | 0 | 3 |
| at Stanford | - | 19 | 1-5 | 0-3 | 0-0 | 0-0-0 | 1 | 0 | 1 | 0 | 0 | 2 |
| ARIZONA STATE | - | 18 | 4-6 | 0-1 | 3-3 | 0-1-1 | 3 | 1 | 3 | 0 | 0 | 11 |
| ARIZONA | - | 18 | 2-6 | 1-4 | 4-6 | 0-1-1 | 1 | 1 | 0 | 0 | 0 | 9 |
| at USC | - | 25 | 4-10 | 3-7 | 2-2 | 4-5-9 | 1 | 1 | 3 | 0 | 1 | 13 |
| at UCLA | - | 21 | 6-10 | 1-1 | 0-0 | 1-0-1 | 1 | 1 | 0 | 0 | 0 | 13 |
| OREGON STATE | - | 20 | 4-10 | 0-2 | 7-7 | 1-6-7 | 0 | 3 | 0 | 0 | 2 | 15 |
| OREGON | - | 26 | 5-8 | 0-1 | 7-8 | 0-4-4 | 4 | 2 | 3 | 0 | 2 | 17 |
| at Arizona | - | 18 | 0-6 | 0-1 | 4-4 | 1-2-3 | 4 | 1 | 2 | 0 | 0 | 4 |
| at Arizona State | - | 19 | 3-6 | 0-0 | 3-3 | 0-2-2 | 2 | 0 | 2 | 0 | 1 | 9 |
| at Utah | - | 18 | 2-8 | 1-1 | 3-4 | 1-2-3 | 1 | 0 | 2 | 0 | 0 | 8 |
| STANFORD | - | 26 | 4-11 | 1-4 | 3-6 | 2-1-3 | 4 | 2 | 1 | 0 | 3 | 12 |
| CALIFORNIA | - | 22 | 4-7 | 1-3 | 0-0 | 0-2-2 | 2 | 1 | 1 | 0 | 0 | 9 |
| at Oregon | - | 21 | 3-9 | 0-2 | 3-4 | 1-0-1 | 1 | 2 | 2 | 1 | 2 | 9 |
| at Oregon State | - | 23 | 6-11 | 1-1 | 2-2 | 1-1-2 | 1 | 0 | 2 | 0 | 1 | 15 |
| vs. Utah | - | 18 | 1-6 | 0-1 | 0-0 | 0-1-1 | 0 | 0 | 2 | 0 | 0 | 2 |
| vs. Oregon | - | 23 | 3-10 | 1-4 | 0-0 | 0-0-0 | 0 | 2 | 0 | 0 | 1 | 7 |
| vs. California | - | 20 | 2-4 | 1-1 | 0-0 | 1-0-1 | 3 | 1 | 1 | 0 | 0 | 5 |
| vs. Arizona | - | 20 | 0-6 | 0-2 | 0-0 | 0-2-2 | 0 | 0 | 0 | 0 | 0 | 0 |
| vs. UNLV | - | 24 | 5-9 | 2-3 | 4-4 | 2-0-2 | 0 | 2 | 4 | 0 | 0 | 16 |
| vs. Baylor | - | 28 | 4-12 | 3-3 | 4-7 | 2-3-5 | 1 | 1 | 2 | 0 | 0 | 15 |



WESLEY GORDON #1

Redshirt-Freshman • Forward

6'9" • 225

Colorado Springs, Colo.

(Sierra HS)

2012-2013 (freshman): Did not play, was redshirted • Redshirt-freshman in 2013-14 • Four years of eligibility remaining.

Sierra HS: Averaged 19.7 points per game helping Sierra to a 26-2 record and an appearance in the 4A state championship game • All-Colorado and All-4A first-team all-state selection • First-team all-Colorado Springs Metro League • Participated in "The Show" an all-star game that featured 20 of the best boys basketball players in the state (all classifications) at the Pepsi Center on April 6, 2012 • Led the losing White squad in scoring with 16 points • Verbally committed to CU in March 2010 • Was coached by head coach Terry Dunn, former CU men's assistant coach from 1996-2004 • As a junior named second-team 4A all-state by The Denver Post • Averaged nearly 21 points per game for a Sierra team that went 14-9 • As a sophomore (2009-10) helped the Stallions defeat Pueblo East at the Coors Events Center for the 4A state championship • Three-star prospect on Rivals.com • Four-star rating by Scout.com, nation's 23rd best power forward recruit in Class of 2012.

Academics: College major is anthropology.

Personal: Born July 14, 1994 • Son of Eddie and Lisa Gordon • Older brother, Garren Pride was in the United States Army.

2013-2014 Game-by-Game (freshman)

| Game | GS | Min | FGs | 3FGs | FTs | O-D-R | Pf | A | To | BL | ST | Pts |
|---------------------|------------------------------|-----------|------------|------------|-------------|---------------|----------|----------|----------|----------|----------|-----------|
| vs. Baylor | * | 27 | 4-6 | 0-2 | 1-2 | 3-5-8 | 2 | 1 | 0 | 0 | 0 | 9 |
| UT MARTIN | * | 25 | 6-7 | 0-0 | 1-2 | 2-6-8 | 2 | 2 | 2 | 2 | 0 | 13 |
| WYOMING | * | 33 | 2-5 | 0-0 | 2-2 | 0-2-2 | 1 | 2 | 3 | 0 | 1 | 6 |
| JACKSON ST. | * | 24 | 2-2 | 0-0 | 6-11 | 0-3-3 | 3 | 3 | 0 | 2 | 0 | 10 |
| ARKANSAS ST. | * | 24 | 2-7 | 0-0 | 5-7 | 2-6-8 | 2 | 1 | 1 | 2 | 0 | 9 |
| UCSB | * | 21 | 3-4 | 0-0 | 3-6 | 5-1-6 | 1 | 0 | 0 | 0 | 0 | 9 |
| HARVARD | * | 29 | 2-6 | 0-0 | 1-2 | 4-7-11 | 1 | 2 | 4 | 3 | 0 | 5 |
| at Air Force | * | 24 | 1-4 | 0-0 | 4-8 | 3-0-3 | 1 | 2 | 0 | 2 | 0 | 6 |
| at Colorado St. | * | 28 | 0-3 | 0-0 | 1-2 | 1-7-8 | 1 | 1 | 3 | 1 | 2 | 1 |
| KANSAS | did not play: injured | | | | | | | | | | | |
| ELON | did not play: injured | | | | | | | | | | | |
| vs. Okla. State | * | 22 | 1-4 | 0-0 | 0-0 | 1-5-6 | 3 | 0 | 3 | 0 | 1 | 2 |
| GEORGIA | * | 26 | 3-3 | 0-0 | 4-4 | 2-4-6 | 2 | 1 | 2 | 1 | 1 | 10 |
| OREGON ST. | * | 20 | 2-4 | 0-0 | 1-2 | 2-0-2 | 3 | 0 | 0 | 2 | 0 | 5 |
| OREGON | * | 27 | 2-5 | 0-1 | 0-0 | 4-3-7 | 1 | 1 | 4 | 2 | 0 | 4 |
| at Wash. State | * | 28 | 2-5 | 0-0 | 1-2 | 3-3-6 | 1 | 0 | 3 | 1 | 0 | 5 |
| at Washington | * | 27 | 5-7 | 0-0 | 1-2 | 7-6-13 | 1 | 0 | 2 | 4 | 0 | 11 |
| UCLA | * | 27 | 0-3 | 0-0 | 2-4 | 2-4-6 | 3 | 1 | 3 | 1 | 2 | 2 |
| USC | * | 22 | 2-3 | 1-2 | 0-0 | 4-4-8 | 1 | 2 | 2 | 5 | 1 | 5 |
| at Arizona | * | 24 | 0-6 | 0-0 | 0-0 | 3-3-6 | 1 | 0 | 2 | 2 | 0 | 0 |
| at Arizona St. | * | 29 | 3-5 | 1-1 | 0-1 | 2-4-6 | 1 | 1 | 0 | 1 | 0 | 7 |
| UTAH | * | 36 | 5-9 | 1-2 | 1-2 | 3-3-6 | 0 | 0 | 1 | 0 | 0 | 12 |
| WASH STATE | * | 31 | 2-8 | 0-1 | 4-4 | 4-6-10 | 1 | 1 | 1 | 4 | 0 | 8 |
| WASHINGTON | did not play: injured | | | | | | | | | | | |
| at UCLA | did not play: injured | | | | | | | | | | | |
| at USC | - | 11 | 0-0 | 0-0 | 0-0 | 0-2-2 | 2 | 1 | 0 | 0 | 0 | 0 |
| ARIZONA ST | - | 18 | 3-3 | 0-0 | 0-1 | 2-3-5 | 1 | 2 | 1 | 1 | 0 | 6 |
| ARIZONA | - | 13 | 1-1 | 0-0 | 2-2 | 2-2-4 | 4 | 0 | 0 | 0 | 0 | 4 |
| at Utah | - | 23 | 2-6 | 0-0 | 1-2 | 2-1-3 | 3 | 1 | 1 | 1 | 1 | 5 |
| at Stanford | * | 24 | 1-1 | 0-0 | 0-0 | 2-3-5 | 3 | 0 | 1 | 1 | 1 | 2 |
| at California | * | 37 | 4-10 | 0-1 | 0-0 | 4-7-11 | 4 | 2 | 3 | 0 | 1 | 8 |
| vs. USC | * | 30 | 4-6 | 0-0 | 0-0 | 2-4-6 | 2 | 1 | 2 | 1 | 1 | 8 |
| vs. California | * | 33 | 1-3 | 0-0 | 0-1 | 3-3-6 | 1 | 0 | 2 | 2 | 0 | 2 |
| vs. Arizona | * | 14 | 0-1 | 0-0 | 2-2 | 0-2-2 | 3 | 0 | 1 | 0 | 0 | 2 |

SEASON HIGHS

Points

Season 13 UT Martin (Nov. 10)

FGM

Season 6 UT Martin (Nov. 10)

FGA

Season 8 Washington State (Feb. 5)

Rebounds

Season 13 at Washington (Jan. 12)

O-Rebs

Season 7 at Washington (Jan. 12)

D-Rebs

Season 7 at California (Mar. 8)
at Colorado State (Dec. 3)
Harvard (Nov. 24)

3-Pt. FGs

Season 1 twice

3-Pt. FGA

Season 2 twice

FT

Season 6 Jackson State (Nov. 16)

FTA

Season 11 Jackson State (Nov. 16)

Assists

Season 3 Jackson State (Nov. 16)

Steals

Season 2 twice

Blocks

Season 5 USC (Jan. 18)

Minutes

Season 37 at California (Mar. 8)

MISC.

2013-14

| | |
|-----------------------|----|
| Double-Figure Scoring | 5 |
| 5+ Points | 18 |
| 10+ Rebounds | 4 |
| Double-Doubles | 1 |
| Led CU in Scoring | - |
| Led CU in Rebounds | 6 |
| Led CU in Assists | 2 |
| Led CU in Steals | 3 |
| Led CU in Blocks | 11 |
| 5+ Rebounds | 19 |
| 2+ Assists | 7 |
| 2+ Steals | 3 |
| 2+ Blocks | 12 |
| 4+ Blocks | 3 |



XAVIER JOHNSON #2

Sophomore • Forward

6'7" • 220

One-Year Letterwinner

Los Angeles, Calif. (Mater Dei HS)

2012-2013 (freshman): Played in all 33 games with 18 starts • Averaged 8.9 points, 4.8 rebounds per game • First on the team in field goal percentage (51.5) • Pair of double-doubles, both in Pac-12 Conference play: 10 points and 14 rebounds against Arizona State (Feb. 16) and an 18-point, 12-rebound performance in home win against California (Jan. 27) • 4+ rebounds: 19 times; 6+ rebounds: 9 times; 10+ rebounds: 3 times • Four games with three or more three-pointers made (CU 3-1 in those games) • Top-15 among CU freshman lists: No. 8 in rebounding (159); No. 13 in points (295); No. 13 blocks (15) • Second CU player this season, and one of five nationally to have a perfect game from the field and score at least 22 points in a game (7-of-7 vs. Oregon, Mar. 7) • Voted the most improved player at the end-of-the-year banquet (voted by his teammates) • Became the 16th fastest CU player to reach 100 rebounds in the fewest games (24) • Teamed with Josh Scott (317 pts.) to form the second most freshman points scored in school history (612 pts.).

Academics: Double major in ethnic studies and communication.

Personal: Born June 8, 1993 • Son of Samuel and Janet Johnson • Has an older sister, Alexis.

SEASON/CAREER HIGHS

Points

Season 27 Washington (Feb. 9)

Career 27 Washington (Feb. 9)

FGM

Season 10 Washington (Feb. 9)

Career 10 Washington (Feb. 9)

FGA

Season 16 at Stanford (Mar. 5)

Career 16 at Stanford (Mar. 5)

Rebounds

Season 15 Elon (Dec. 13)

Career 15 Elon (Dec. 13)

O-Rebs

Season 4 four times

Career 9 Arizona State (Feb. 16, 2013)

D-Rebs

Season 11 Elon (Dec. 13)

Career 11 twice

3-Pt. FGs

Season 4 at Arizona (Jan. 23)

Career 4 at Arizona (Jan. 23)

Arizona (Feb. 14, 2013)

3-Pt. FGA

Season 7 at UCLA (Feb. 13)

Career 7 at UCLA (Feb. 13)

FT

Season 7 Utah (Feb. 1)

Career 7 Utah (Feb. 1)

FTA

Season 11 Washington State (Feb. 5)

Career 11 Washington State (Feb. 5)

Assists

Season 3 twice

Career 3 twice

Steals

Season 3 three times

Career 3 three times

Blocks

Season 1 six times

Career 3 Oregon State (Mar. 9, 2013)

Minutes

Season 43 at California (Mar. 8)

Career 43 at California (Mar. 8)

CAREER STATISTICS

| Year | GP-GS | Min | FG-FGA | Pct | 3PT-A | Pct | FT-FTA | Pct | O | D | Reb | Avg | Ast | To | PF-FO | Stl | Blk | Pts | Avg |
|--------------|--------------|-------------|----------------|-------------|---------------|-------------|----------------|-------------|------------|------------|------------|------------|-----------|------------|--------------|-----------|-----------|------------|-------------|
| 2013-14 | 32-32 | 961 | 131-285 | .460 | 36-98 | .367 | 87-141 | .617 | 56 | 134 | 190 | 5.9 | 26 | 54 | 64-3 | 25 | 10 | 385 | 12.0 |
| 2012-13 | 33-18 | 792 | 105-204 | .515 | 25-57 | .439 | 60-107 | .561 | 56 | 103 | 159 | 4.8 | 12 | 58 | 96-4 | 9 | 15 | 295 | 8.9 |
| Total | 65-50 | 1753 | 236-489 | .483 | 61-155 | .394 | 147-248 | .593 | 112 | 237 | 349 | 5.4 | 38 | 112 | 160-7 | 34 | 25 | 680 | 10.5 |

| MISC. | '13-14 SEASON CAREER | |
|-----------------------|----------------------|----|
| Double-Figure Scoring | 24 | 36 |
| 20+ Points | 5 | 6 |
| 13+ Points | 13 | 22 |
| 10+ Rebounds | 3 | 6 |
| Double-Doubles | 3 | 5 |
| Led CU in Scoring | 5 | 8 |
| Led CU in Rebounds | 6 | 9 |
| Led CU in Blocks | 4 | 10 |
| Led CU in Assists | 2 | 2 |
| Led CU in Steals | 6 | 7 |
| 5+ Rebounds | 24 | 37 |
| 2+ Blocks | - | 2 |
| 2+ Steals | 7 | 8 |

2013-2014 Game-by-Game (sophomore)

| Game | GS | Min | FGs | 3FGs | FTs | O-D-R | Pf | A | To | BL | ST | Pts |
|-------------------|----|-----------|--------------|------------|-------------|----------------|----------|----------|----------|----------|----------|-----------|
| vs. Baylor | * | 17 | 4-9 | 0-2 | 0-3 | 1-2-3 | 5 | 0 | 0 | 0 | 3 | 8 |
| UT MARTIN | * | 25 | 3-5 | 1-2 | 5-5 | 0-4-4 | 2 | 3 | 1 | 0 | 1 | 12 |
| WYOMING | * | 31 | 4-6 | 0-1 | 5-9 | 1-4-5 | 2 | 0 | 1 | 1 | 1 | 13 |
| UCSB | * | 29 | 3-5 | 0-2 | 3-4 | 0-5-5 | 1 | 2 | 3 | 0 | 3 | 9 |
| HARVARD | * | 29 | 4-7 | 3-4 | 0-0 | 1-5-6 | 1 | 1 | 2 | 0 | 1 | 11 |
| at Air Force | * | 23 | 5-6 | 0-1 | 1-1 | 3-5-8 | 1 | 2 | 0 | 0 | 0 | 11 |
| at Colorado St. | * | 18 | 0-4 | 0-2 | 0-0 | 2-1-3 | 5 | 0 | 3 | 1 | 1 | 0 |
| KANSAS | * | 33 | 4-9 | 1-2 | 5-8 | 2-4-6 | 0 | 0 | 1 | 0 | 3 | 14 |
| ELON | * | 31 | 3-6 | 2-3 | 4-8 | 4-11-15 | 1 | 3 | 2 | 1 | 0 | 12 |
| vs. Okla State | * | 27 | 1-5 | 0-3 | 1-2 | 1-4-5 | 3 | 0 | 3 | 0 | 0 | 3 |
| GEORGIA | * | 26 | 5-10 | 3-6 | 0-0 | 1-3-4 | 2 | 1 | 2 | 0 | 1 | 13 |
| OREGON ST. | * | 33 | 3-10 | 0-3 | 3-5 | 2-7-9 | 1 | 0 | 1 | 1 | 0 | 9 |
| OREGON | * | 29 | 6-10 | 0-1 | 3-3 | 3-4-7 | 3 | 0 | 5 | 0 | 0 | 15 |
| at Wash. State | * | 34 | 4-8 | 0-1 | 6-10 | 1-2-3 | 3 | 1 | 0 | 0 | 0 | 14 |
| at Washington | * | 30 | 3-6 | 1-2 | 1-2 | 3-3-6 | 2 | 1 | 3 | 1 | 0 | 8 |
| UCLA | * | 33 | 1-6 | 0-2 | 0-0 | 2-6-8 | 0 | 1 | 1 | 1 | 1 | 2 |
| USC | * | 23 | 4-9 | 1-1 | 1-1 | 0-1-1 | 0 | 0 | 0 | 1 | 0 | 10 |
| at Arizona | * | 34 | 7-12 | 4-5 | 3-3 | 1-1-2 | 3 | 0 | 3 | 0 | 0 | 21 |
| at Arizona St. | * | 35 | 4-9 | 1-4 | 3-8 | 1-4-5 | 2 | 1 | 5 | 1 | 2 | 12 |
| UTAH | * | 37 | 2-6 | 0-2 | 7-10 | 4-6-10 | 3 | 2 | 2 | 0 | 2 | 11 |
| WASH STATE | * | 33 | 7-14 | 1-5 | 5-11 | 2-7-9 | 2 | 0 | 3 | 1 | 2 | 20 |
| WASHINGTON | * | 31 | 10-14 | 3-3 | 4-4 | 4-6-10 | 1 | 2 | 1 | 0 | 1 | 27 |
| at UCLA | * | 36 | 5-12 | 2-7 | 2-4 | 1-8-9 | 1 | 0 | 0 | 1 | 0 | 14 |
| at USC | * | 25 | 6-11 | 3-5 | 5-6 | 1-3-4 | 5 | 1 | 0 | 0 | 0 | 20 |
| ARIZONA ST | * | 34 | 3-13 | 0-5 | 5-9 | 4-2-6 | 2 | 0 | 0 | 0 | 0 | 11 |
| ARIZONA | * | 29 | 1-10 | 0-3 | 3-4 | 1-5-6 | 2 | 0 | 1 | 0 | 0 | 5 |
| at Utah | * | 24 | 4-8 | 1-3 | 1-1 | 0-4-4 | 4 | 2 | 4 | 0 | 2 | 10 |
| at Stanford | * | 37 | 5-16 | 0-5 | 4-6 | 3-2-5 | 3 | 2 | 2 | 0 | 1 | 14 |
| at California | * | 43 | 8-15 | 3-4 | 5-6 | 3-3-6 | 1 | 0 | 0 | 0 | 0 | 24 |
| vs. USC | * | 32 | 4-6 | 2-2 | 1-5 | 0-3-3 | 0 | 0 | 2 | 0 | 0 | 11 |
| vs. California | * | 29 | 4-7 | 2-4 | 0-0 | 2-6-8 | 0 | 1 | 1 | 0 | 0 | 10 |
| vs. Arizona | * | 32 | 4-11 | 2-3 | 1-3 | 2-3-5 | 3 | 0 | 2 | 0 | 0 | 11 |

2012-2013 Game-by-Game (freshman)

| Game | GS | Min | FGs | 3FGs | FTs | O-D-R | Pf | A | To | BL | ST | Pts |
|---------------------|----|-----------|-------------|------------|------------|----------------|----------|----------|----------|----------|----------|-----------|
| WOFFORD | - | 24 | 1-2 | 0-1 | 3-4 | 2-6-8 | 1 | 1 | 2 | 0 | 0 | 5 |
| vs. Dayton | - | 26 | 5-9 | 2-4 | 3-4 | 0-3-3 | 5 | 1 | 1 | 2 | 1 | 15 |
| vs. Baylor | - | 23 | 3-6 | 0-0 | 1-4 | 2-4-6 | 3 | 1 | 5 | 1 | 0 | 7 |
| vs. Murray State | - | 12 | 1-1 | 0-0 | 0-1 | 1-0-1 | 2 | 0 | 1 | 0 | 0 | 2 |
| AIR FORCE | - | 10 | 3-4 | 1-2 | 0-0 | 0-1-1 | 4 | 0 | 1 | 0 | 0 | 7 |
| TX SOUTHERN | - | 23 | 2-4 | 0-0 | 2-4 | 2-3-5 | 4 | 0 | 2 | 1 | 0 | 6 |
| at Wyoming | - | 22 | 2-4 | 0-1 | 2-2 | 1-2-3 | 4 | 0 | 3 | 0 | 0 | 6 |
| COLORADO ST. | - | 16 | 2-3 | 0-1 | 1-4 | 0-2-2 | 1 | 0 | 0 | 1 | 0 | 5 |
| at Kansas | - | 18 | 0-4 | 0-1 | 1-4 | 1-3-4 | 5 | 0 | 1 | 0 | 0 | 1 |
| at Fresno State | - | 8 | 0-0 | 0-0 | 1-2 | 0-4-4 | 4 | 0 | 3 | 1 | 0 | 1 |
| N. ARIZONA | - | 23 | 6-7 | 3-3 | 2-3 | 1-3-4 | 1 | 1 | 2 | 0 | 0 | 17 |
| HARTFORD | - | 18 | 1-6 | 0-1 | 2-2 | 2-0-2 | 2 | 1 | 2 | 0 | 0 | 4 |
| at Arizona | * | 38 | 4-8 | 2-4 | 3-6 | 2-4-6 | 3 | 1 | 0 | 0 | 2 | 13 |
| at Arizona State | - | 14 | 2-6 | 0-1 | 0-0 | 2-2-4 | 5 | 0 | 2 | 0 | 0 | 4 |
| USC | * | 23 | 2-7 | 0-2 | 3-6 | 1-2-3 | 3 | 1 | 0 | 1 | 0 | 7 |
| UCLA | * | 22 | 2-5 | 1-3 | 3-5 | 1-1-2 | 2 | 0 | 2 | 0 | 0 | 8 |
| at Washington | * | 29 | 4-10 | 0-0 | 1-2 | 3-1-4 | 4 | 0 | 3 | 1 | 0 | 9 |
| at Washington St.- | - | 20 | 5-7 | 0-2 | 4-6 | 1-3-4 | 1 | 0 | 2 | 0 | 1 | 14 |
| STANFORD | * | 24 | 5-8 | 1-2 | 0-0 | 1-2-3 | 4 | 0 | 2 | 0 | 0 | 11 |
| CALIFORNIA | * | 30 | 7-10 | 0-2 | 4-4 | 1-11-12 | 3 | 0 | 5 | 0 | 0 | 18 |
| at Utah | * | 31 | 3-7 | 0-2 | 0-1 | 3-7-10 | 4 | 1 | 2 | 1 | 1 | 6 |
| at Oregon | * | 21 | 3-7 | 2-3 | 0-0 | 0-2-2 | 1 | 1 | 1 | 0 | 0 | 8 |
| at Oregon State | - | 23 | 1-3 | 0-1 | 1-2 | 1-1-2 | 2 | 0 | 1 | 0 | 0 | 3 |
| ARIZONA | * | 27 | 7-9 | 4-5 | 1-2 | 2-7-9 | 3 | 1 | 2 | 0 | 0 | 19 |
| ARIZONA ST. | * | 36 | 4-9 | 0-1 | 2-4 | 9-5-14 | 2 | 1 | 4 | 0 | 1 | 10 |
| UTAH | * | 29 | 2-4 | 1-3 | 1-2 | 2-3-5 | 0 | 0 | 2 | 1 | 1 | 6 |
| at Stanford | * | 26 | 3-5 | 0-2 | 1-3 | 2-3-5 | 3 | 0 | 0 | 0 | 0 | 7 |
| at California | * | 36 | 4-14 | 3-4 | 3-6 | 3-4-7 | 2 | 0 | 0 | 1 | 0 | 14 |
| OREGON | * | 22 | 7-7 | 3-3 | 5-6 | 1-2-3 | 4 | 0 | 2 | 0 | 0 | 22 |
| OREGON ST. | * | 28 | 3-7 | 0-0 | 0-0 | 4-3-7 | 4 | 0 | 3 | 3 | 0 | 6 |
| vs. Oregon St. | * | 33 | 6-10 | 0-1 | 4-9 | 3-5-8 | 1 | 0 | 1 | 0 | 1 | 16 |
| vs. Arizona | * | 30 | 3-5 | 1-1 | 4-7 | 2-0-2 | 4 | 1 | 1 | 0 | 0 | 11 |
| vs. Illinois | * | 27 | 2-6 | 1-1 | 2-2 | 0-4-4 | 5 | 0 | 0 | 1 | 1 | 7 |



XAVIER TALTON

Sophomore • Guard
 6'2" • 180
 One-Year Letterwinner
 Sterling, Colo.
 (Sterling HS)

#3

2012-2013 Game-by-Game (freshman)

| Game | GS | Min | FGs | 3FGs | FTs | O-D-R | Pf | A | To | BL | ST | Pts |
|---------------------|----|-----|-----|------|-----|-------|----|---|----|----|----|-----|
| WOFFORD | - | 10 | 0-3 | 0-1 | 2-3 | 0-1-1 | 2 | 0 | 0 | 0 | 1 | 2 |
| vs. Dayton | - | 3 | 0-0 | 0-0 | 0-0 | 0-0-0 | 0 | 0 | 1 | 0 | 0 | 0 |
| vs. Baylor | - | 2 | 0-0 | 0-0 | 0-0 | 0-1-1 | 0 | 0 | 0 | 0 | 0 | 0 |
| vs. Murray State | - | 4 | 0-0 | 0-0 | 0-0 | 0-0-0 | 0 | 0 | 0 | 0 | 0 | 0 |
| AIR FORCE | - | 9 | 1-3 | 0-0 | 0-0 | 0-3-3 | 0 | 0 | 0 | 0 | 0 | 2 |
| TX SOUTHERN | - | 8 | 1-1 | 0-0 | 0-0 | 0-1-1 | 0 | 0 | 0 | 0 | 0 | 2 |
| at Wyoming | - | 9 | 3-3 | 1-1 | 0-0 | 1-0-1 | 3 | 0 | 1 | 0 | 0 | 7 |
| COLORADO ST. | - | 5 | 0-0 | 0-0 | 0-0 | 0-0-0 | 0 | 1 | 0 | 0 | 0 | 0 |
| at Kansas | - | 19 | 2-4 | 0-1 | 0-0 | 1-0-1 | 2 | 3 | 1 | 0 | 2 | 4 |
| at Fresno State | - | 8 | 0-1 | 0-0 | 0-0 | 0-0-0 | 0 | 0 | 1 | 0 | 0 | 0 |
| N. ARIZONA | - | 20 | 2-4 | 2-3 | 0-0 | 1-1-2 | 2 | 2 | 2 | 0 | 0 | 6 |
| HARTFORD | - | 14 | 0-1 | 0-1 | 1-3 | 0-1-1 | 1 | 0 | 2 | 0 | 0 | 1 |
| at Arizona | - | 3 | 0-0 | 0-0 | 0-0 | 0-0-0 | 0 | 0 | 0 | 0 | 0 | 0 |
| at Arizona State | - | 4 | 0-0 | 0-0 | 0-0 | 0-0-0 | 2 | 0 | 1 | 0 | 0 | 0 |
| USC | - | 7 | 1-2 | 0-0 | 0-0 | 0-0-0 | 0 | 1 | 0 | 0 | 0 | 2 |
| at Washington | - | 1 | 0-0 | 0-0 | 0-0 | 0-0-0 | 0 | 0 | 1 | 0 | 0 | 3 |
| at Washington St. | - | 2 | 0-0 | 0-0 | 0-0 | 0-0-0 | 0 | 0 | 0 | 0 | 0 | 0 |
| STANFORD | - | 1 | 0-0 | 0-0 | 0-0 | 0-1-1 | 1 | 0 | 0 | 0 | 0 | 0 |
| CALIFORNIA | - | 1 | 0-0 | 0-0 | 0-0 | 0-0-0 | 0 | 0 | 0 | 0 | 0 | 0 |
| at Utah | - | 8 | 1-1 | 0-0 | 0-1 | 0-0-0 | 1 | 0 | 0 | 0 | 0 | 2 |
| at Oregon | - | 10 | 1-1 | 0-0 | 0-0 | 0-1-1 | 0 | 2 | 0 | 0 | 0 | 2 |
| at Oregon State | - | 5 | 0-0 | 0-0 | 0-0 | 0-0-0 | 0 | 0 | 1 | 0 | 0 | 0 |
| ARIZONA | - | 7 | 2-2 | 1-1 | 1-2 | 0-0-0 | 0 | 0 | 2 | 0 | 2 | 6 |
| ARIZONA ST. | - | 9 | 1-1 | 1-1 | 0-0 | 0-1-1 | 0 | 1 | 0 | 0 | 1 | 3 |
| UTAH | - | 11 | 0-0 | 0-0 | 0-0 | 0-1-1 | 0 | 1 | 2 | 0 | 0 | 0 |
| at Stanford | - | 8 | 0-1 | 0-1 | 0-0 | 0-0-0 | 0 | 0 | 0 | 0 | 0 | 0 |
| at California | - | 3 | 0-0 | 0-0 | 0-0 | 0-0-0 | 0 | 0 | 0 | 0 | 0 | 0 |
| OREGON | - | 14 | 1-3 | 1-1 | 0-0 | 0-0-0 | 0 | 1 | 0 | 0 | 0 | 3 |
| OREGON ST. | - | 12 | 1-3 | 0-1 | 0-0 | 0-2-2 | 0 | 1 | 1 | 0 | 0 | 2 |
| vs. Oregon St. | - | 4 | 0-2 | 0-0 | 0-0 | 0-1-1 | 1 | 0 | 0 | 0 | 1 | 0 |
| vs. Arizona | - | 10 | 2-3 | 0-0 | 0-0 | 0-4-4 | 2 | 2 | 0 | 0 | 0 | 4 |
| vs. Illinois | - | 3 | 0-0 | 0-0 | 0-0 | 0-0-0 | 1 | 0 | 0 | 0 | 0 | 0 |

SEASON/CAREER HIGHS

| Points | 3-Pt. FGA | FGM | FT | FTA | Rebounds | Assists | O-Rebs | Steals | D-Rebs | Blocks | Minutes |
|-----------------|----------------|----------------------|----------------|---------------------------|---------------------------|----------------------------------|----------------------------|---------------------|---------------------------|------------------------|-----------------------------|
| Season 14 twice | Season 5 twice | Season 5 three times | Season 4 twice | Season 7 at USC (Feb. 16) | Season 7 at USC (Feb. 16) | Season 5 Arizona State (Feb. 19) | Season 3 Harvard (Nov. 24) | Season 2 twice | Season 6 at USC (Feb. 16) | Season 2 Utah (Feb. 1) | Season 35 vs. Cal (Mar. 13) |
| Career 14 twice | Career 5 twice | Career 5 three times | Career 4 twice | Career 7 at USC (Feb. 16) | Career 7 at USC (Feb. 16) | Career 5 Arizona State (Feb. 19) | Career 3 Harvard (Nov. 24) | Career 2 four times | Career 6 at USC (Feb. 16) | Career 2 Utah (Feb. 1) | Career 35 vs. Cal (Mar. 13) |

2013-2014 Game-by-Game (sophomore)

| Game | GS | Min | FGs | 3FGs | FTs | O-D-R | Pf | A | To | BL | ST | Pts |
|---------------------|----|-----|-----|------|-----|-------|----|---|----|----|----|-----|
| vs. Baylor | - | 6 | 0-1 | 0-1 | 0-0 | 0-0-0 | 2 | 0 | 1 | 0 | 0 | 0 |
| UT MARTIN | - | 11 | 0-2 | 0-1 | 2-2 | 0-1-1 | 3 | 1 | 1 | 0 | 1 | 2 |
| WYOMING | - | 16 | 0-2 | 0-1 | 1-2 | 0-1-1 | 1 | 0 | 0 | 0 | 0 | 1 |
| JACKSON ST. | - | 25 | 5-6 | 3-4 | 0-0 | 0-1-1 | 1 | 3 | 2 | 0 | 1 | 13 |
| ARKANSAS ST. | - | 16 | 2-5 | 1-3 | 0-0 | 0-1-1 | 2 | 1 | 1 | 0 | 0 | 5 |
| UCSB | - | 17 | 0-4 | 0-2 | 0-0 | 0-1-1 | 2 | 1 | 0 | 1 | 0 | 0 |
| HARVARD | - | 18 | 3-5 | 1-2 | 2-3 | 3-2-5 | 1 | 2 | 3 | 0 | 0 | 9 |
| at Air Force | - | 16 | 0-2 | 0-1 | 2-2 | 1-1-2 | 3 | 4 | 0 | 0 | 1 | 2 |
| at Colorado St. | - | 18 | 2-5 | 0-1 | 0-0 | 0-1-1 | 2 | 4 | 2 | 0 | 0 | 4 |
| KANSAS | - | 9 | 0-3 | 0-2 | 0-0 | 0-1-1 | 0 | 0 | 0 | 0 | 0 | 0 |
| ELON | - | 24 | 4-5 | 1-1 | 0-0 | 2-4-6 | 3 | 2 | 1 | 1 | 2 | 9 |
| vs. Okla. State | - | 10 | 1-3 | 0-0 | 0-0 | 0-0-0 | 1 | 0 | 1 | 0 | 0 | 2 |
| GEORGIA | - | 9 | 0-3 | 0-2 | 0-0 | 0-1-1 | 1 | 0 | 0 | 0 | 0 | 0 |
| OREGON ST. | - | 13 | 1-2 | 0-1 | 0-0 | 2-0-2 | 1 | 1 | 0 | 0 | 1 | 2 |
| OREGON | - | 11 | 2-2 | 0-0 | 4-6 | 0-0-0 | 4 | 0 | 1 | 0 | 0 | 8 |
| at Wash. State | - | 16 | 1-3 | 1-2 | 0-0 | 0-4-4 | 0 | 2 | 0 | 0 | 1 | 3 |
| at Washington | - | 17 | 0-5 | 0-2 | 0-0 | 0-1-1 | 0 | 1 | 4 | 0 | 2 | 0 |
| UCLA | - | 25 | 2-7 | 0-4 | 1-2 | 1-1-2 | 2 | 4 | 3 | 0 | 0 | 5 |
| USC | - | 18 | 1-3 | 0-2 | 0-0 | 0-2-2 | 2 | 3 | 0 | 0 | 1 | 2 |
| at Arizona | - | 16 | 1-1 | 0-0 | 2-2 | 0-0-0 | 1 | 1 | 5 | 0 | 0 | 4 |
| at Arizona St. | - | 16 | 0-1 | 0-1 | 0-0 | 0-2-2 | 2 | 3 | 0 | 1 | 1 | 0 |
| UTAH | - | 22 | 5-8 | 4-5 | 0-0 | 0-3-3 | 2 | 1 | 1 | 2 | 1 | 14 |
| WASH STATE | * | 14 | 1-2 | 1-2 | 0-0 | 0-0-0 | 4 | 1 | 0 | 0 | 0 | 3 |
| WASHINGTON | * | 29 | 3-5 | 2-2 | 1-2 | 0-3-3 | 0 | 3 | 3 | 0 | 0 | 9 |
| at UCLA | * | 29 | 3-6 | 3-5 | 1-2 | 0-2-2 | 1 | 0 | 4 | 0 | 0 | 10 |
| at USC | * | 32 | 4-5 | 2-3 | 4-7 | 1-6-7 | 3 | 3 | 0 | 0 | 0 | 14 |
| ARIZONA ST | * | 27 | 0-1 | 0-0 | 0-0 | 0-4-4 | 5 | 5 | 3 | 0 | 1 | 0 |
| ARIZONA | * | 31 | 1-3 | 0-1 | 2-3 | 0-4-4 | 0 | 1 | 1 | 1 | 0 | 4 |
| at Utah | * | 28 | 1-8 | 0-3 | 1-2 | 1-1-2 | 0 | 1 | 1 | 0 | 0 | 3 |
| at Stanford | * | 30 | 3-6 | 2-4 | 1-2 | 0-5-5 | 2 | 1 | 0 | 0 | 2 | 9 |
| at California | * | 30 | 2-5 | 1-2 | 0-0 | 0-2-2 | 3 | 2 | 1 | 0 | 0 | 5 |
| vs. USC | * | 32 | 2-4 | 0-2 | 0-0 | 0-3-3 | 2 | 0 | 2 | 0 | 1 | 4 |
| vs. California | * | 35 | 5-8 | 3-5 | 0-0 | 0-3-3 | 2 | 1 | 1 | 0 | 1 | 13 |
| vs. Arizona | * | 34 | 2-6 | 2-4 | 2-2 | 0-3-3 | 2 | 2 | 1 | 0 | 1 | 8 |

CAREER STATISTICS

| Year | GP-GS | Min | FG-FTA | Pct | 3PT-A | Pct | FT-FTA | Pct | O | D | Reb | Avg | Ast | To | PF-FO | Stl | Blk | Pts | Avg |
|--------------|--------------|------------|---------------|-------------|--------------|-------------|--------------|-------------|-----------|-----------|-----------|------------|-----------|-----------|-------------|-----------|----------|------------|------------|
| 2013-14 | 34-12 | 699 | 57-137 | .416 | 27-71 | .380 | 26-39 | .667 | 11 | 64 | 75 | 2.2 | 55 | 44 | 60-1 | 20 | 6 | 167 | 4.9 |
| 2012-13 | 32-0 | 234 | 19-39 | .487 | 6-12 | .500 | 4-9 | .444 | 3 | 19 | 22 | 0.7 | 15 | 16 | 17-0 | 7 | 0 | 48 | 1.5 |
| Total | 66-12 | 933 | 76-176 | .432 | 33-83 | .398 | 30-48 | .625 | 14 | 83 | 97 | 1.5 | 70 | 60 | 77-1 | 27 | 6 | 205 | 3.1 |

**ELI STALZER**

#5

Sophomore • Guard

6'3" • 190

One-Year Letterwinner

Brea, Calif.

(Mater Dei HS)

SEASON/CAREER HIGHS**Points**

| | | |
|--------|---|-------------------|
| Season | 8 | at Utah (March 1) |
| Career | 8 | at Utah (March 1) |

FGM

| | | |
|--------|---|-------------------|
| Season | 3 | at Utah (March 1) |
| Career | 3 | at Utah (March 1) |

FGA

| | | |
|--------|---|---------------|
| Season | 4 | Utah (Feb. 1) |
| Career | 4 | Utah (Feb. 1) |

Rebounds

| | | |
|--------|---|---------------|
| Season | 6 | USC (Jan. 18) |
| Career | 6 | USC (Jan. 18) |

O-Rebs

| | | |
|--------|---|-------------|
| Season | 1 | five times |
| Career | 1 | eight times |

D-Rebs

| | | |
|--------|---|---------------|
| Season | 5 | USC (Jan. 18) |
| Career | 5 | USC (Jan. 18) |

3-Pt. FGS

| | | |
|--------|---|-------------------|
| Season | 2 | at Utah (March 1) |
| Career | 2 | twice |

3-Pt. FGA

| | | |
|--------|---|-------------------|
| Season | 2 | at Utah (March 1) |
| Career | 3 | twice |

FT

| | | |
|--------|---|-------------|
| Season | 2 | three times |
| Career | 2 | four times |

FTA

| | | |
|--------|---|-------------|
| Season | 3 | twice |
| Career | 3 | three times |

Assists

| | | |
|--------|---|----------------------------------|
| Season | 1 | seven times |
| Career | 3 | Northern Arizona (Dec. 21, 2012) |

Steals

| | | |
|--------|---|--------------------------|
| Season | 1 | seven times |
| Career | 3 | Hartford (Dec. 29, 2012) |

Blocks

| | | |
|--------|---|-------|
| Season | - | |
| Career | 1 | twice |

Minutes

| | | |
|--------|----|-------|
| Season | 22 | twice |
| Career | 22 | twice |

MISC. '13-14 SEASON CAREER

| | | |
|-----------------------|---|---|
| Double-Figure Scoring | - | - |
| 5+ Points | 2 | 4 |
| Led CU in Assists | 1 | 1 |
| Led CU in Steals | - | 1 |
| 3+ Rebounds | 1 | 4 |
| 3+ Steals | - | 1 |
| 2+ Assists | - | 3 |
| 1+ Blocks | - | 2 |

2013-2014 Game-by-Game (sophomore)

| Game | GS | Min | FGs | 3FGs | FTs | O-D-R | Pf | A | To | BL | ST | Pts |
|-----------------|----|-----|-----|------|-----|-------|----|---|----|----|----|-----|
| UT MARTIN | - | 6 | 0-0 | 0-0 | 1-2 | 1-0-1 | 1 | 1 | 1 | 0 | 1 | 1 |
| WYOMING | - | 2 | 0-1 | 0-1 | 0-0 | 0-0-0 | 0 | 0 | 0 | 0 | 0 | 0 |
| JACKSON ST. | - | 6 | 0-2 | 0-1 | 2-2 | 0-0-0 | 0 | 0 | 0 | 0 | 0 | 2 |
| ARKANSAS ST. | - | 6 | 0-0 | 0-0 | 0-0 | 0-0-0 | 0 | 0 | 1 | 0 | 1 | 0 |
| at Air Force | - | 5 | 0-0 | 0-0 | 0-0 | 0-0-0 | 0 | 1 | 0 | 0 | 0 | 0 |
| at Colorado St. | - | 1 | 0-0 | 0-0 | 0-0 | 0-0-0 | 0 | 0 | 0 | 0 | 0 | 0 |
| GEORGIA | - | 1 | 0-0 | 0-0 | 0-0 | 0-0-0 | 0 | 0 | 1 | 0 | 0 | 0 |
| OREGON | - | 0+ | 0-0 | 0-0 | 0-0 | 0-0-0 | 1 | 0 | 0 | 0 | 0 | 0 |
| at Washington | - | 10 | 1-3 | 0-1 | 0-0 | 1-1-2 | 1 | 1 | 1 | 0 | 0 | 2 |
| UCLA | - | 12 | 1-3 | 0-1 | 0-0 | 0-2-2 | 2 | 0 | 1 | 0 | 0 | 2 |
| USC | - | 20 | 1-3 | 1-1 | 1-2 | 1-5-6 | 0 | 1 | 2 | 0 | 0 | 4 |
| at Arizona | - | 6 | 0-0 | 0-0 | 0-0 | 0-0-0 | 4 | 0 | 0 | 0 | 0 | 0 |
| at Arizona St. | - | 12 | 0-1 | 0-0 | 1-3 | 1-1-2 | 1 | 0 | 1 | 0 | 0 | 2 |
| UTAH | - | 22 | 2-4 | 0-1 | 0-0 | 0-0-0 | 1 | 1 | 1 | 0 | 1 | 4 |
| WASH STATE | - | 4 | 0-0 | 0-0 | 0-0 | 0-0-0 | 1 | 0 | 0 | 0 | 0 | 0 |
| WASHINGTON | - | 14 | 1-2 | 1-2 | 1-2 | 0-2-2 | 2 | 0 | 0 | 0 | 1 | 4 |
| at UCLA | - | 6 | 1-1 | 0-0 | 0-0 | 0-1-1 | 1 | 0 | 0 | 0 | 0 | 2 |
| at USC | - | 15 | 0-0 | 0-0 | 0-0 | 0-0-0 | 1 | 0 | 1 | 0 | 0 | 0 |
| ARIZONA ST | - | 10 | 1-1 | 0-0 | 0-0 | 0-0-0 | 0 | 0 | 1 | 0 | 1 | 2 |
| ARIZONA | - | 11 | 1-1 | 0-0 | 2-3 | 0-1-1 | 1 | 0 | 0 | 0 | 0 | 4 |
| at Utah | - | 22 | 3-3 | 2-2 | 0-0 | 1-1-2 | 0 | 1 | 0 | 0 | 1 | 8 |
| at Stanford | - | 5 | 1-1 | 1-1 | 2-2 | 0-0-0 | 0 | 0 | 0 | 0 | 0 | 5 |
| at California | - | 4 | 0-0 | 0-0 | 0-0 | 0-0-0 | 0 | 0 | 0 | 0 | 0 | 0 |
| vs. USC | - | 4 | 0-1 | 0-1 | 0-0 | 0-1-1 | 0 | 1 | 0 | 0 | 0 | 0 |
| vs. California | - | 9 | 0-3 | 0-2 | 1-2 | 1-0-1 | 1 | 0 | 0 | 0 | 1 | 1 |
| vs. Arizona | - | 5 | 0-1 | 0-0 | 0-0 | 0-0-0 | 0 | 0 | 0 | 0 | 0 | 0 |

2012-13 Game-by-Game (freshman)

| Game | GS | Min | FGs | 3FGs | FTs | O-D-R | Pf | A | To | BL | ST | Pts |
|-------------------|----|-----|-----|------|-----|-------|----|---|----|----|----|-----|
| WOFFORD | - | 16 | 2-2 | 1-1 | 0-0 | 0-3-3 | 0 | 1 | 1 | 0 | 0 | 5 |
| vs. Dayton | - | 10 | 1-2 | 1-2 | 0-0 | 0-0-0 | 1 | 0 | 0 | 0 | 0 | 3 |
| vs. Baylor | - | 10 | 1-1 | 1-1 | 0-0 | 0-0-0 | 1 | 0 | 0 | 0 | 0 | 3 |
| vs. Murray State | - | 7 | 0-0 | 0-0 | 0-0 | 0-0-0 | 0 | 0 | 2 | 0 | 0 | 0 |
| AIR FORCE | - | 12 | 2-3 | 2-3 | 0-0 | 0-1-1 | 1 | 0 | 1 | 0 | 0 | 6 |
| TX SOUTHERN | - | 12 | 0-1 | 0-1 | 0-0 | 0-0-0 | 1 | 1 | 1 | 1 | 1 | 0 |
| at Wyoming | - | 19 | 1-3 | 0-1 | 1-1 | 0-4-4 | 1 | 1 | 0 | 0 | 0 | 3 |
| COLORADO ST. | - | 10 | 0-0 | 0-0 | 0-0 | 0-1-1 | 1 | 0 | 2 | 0 | 0 | 0 |
| at Kansas | - | 10 | 0-2 | 0-2 | 1-2 | 0-0-0 | 1 | 0 | 1 | 0 | 0 | 1 |
| at Fresno State | - | 5 | 0-0 | 0-0 | 0-0 | 0-0-0 | 1 | 0 | 1 | 0 | 0 | 0 |
| N. ARIZONA | - | 21 | 0-3 | 0-3 | 0-0 | 1-2-3 | 5 | 3 | 1 | 0 | 0 | 0 |
| HARTFORD | - | 13 | 0-2 | 0-0 | 0-0 | 0-1-1 | 2 | 2 | 3 | 0 | 3 | 0 |
| at Arizona State | - | 3 | 0-0 | 0-0 | 0-0 | 0-0-0 | 1 | 0 | 0 | 0 | 0 | 0 |
| USC | - | 9 | 1-1 | 1-1 | 0-0 | 0-0-0 | 1 | 0 | 1 | 0 | 0 | 3 |
| at Washington | - | 7 | 1-1 | 0-0 | 1-1 | 0-1-1 | 4 | 0 | 0 | 0 | 0 | 3 |
| at Washington St. | - | 9 | 0-0 | 0-0 | 2-2 | 0-2-2 | 0 | 0 | 1 | 0 | 0 | 2 |
| STANFORD | - | 4 | 0-1 | 0-0 | 1-3 | 0-0-0 | 1 | 0 | 0 | 0 | 0 | 1 |
| CALIFORNIA | - | 10 | 1-1 | 0-0 | 0-0 | 0-1-1 | 0 | 0 | 1 | 0 | 0 | 2 |
| at Utah | - | 7 | 0-0 | 0-0 | 0-0 | 0-0-0 | 0 | 1 | 1 | 0 | 0 | 0 |
| at Oregon State | - | 7 | 1-3 | 0-2 | 0-0 | 0-0-0 | 1 | 1 | 2 | 1 | 0 | 2 |
| UTAH | - | 6 | 0-2 | 0-2 | 0-0 | 0-0-0 | 0 | 0 | 0 | 0 | 1 | 0 |
| at Stanford | - | 2 | 0-0 | 0-0 | 0-0 | 1-0-1 | 0 | 0 | 0 | 0 | 0 | 0 |
| OREGON | - | 5 | 0-1 | 0-1 | 0-0 | 0-2-2 | 2 | 0 | 2 | 0 | 1 | 0 |
| OREGON ST. | - | 11 | 1-2 | 0-1 | 0-0 | 1-0-1 | 0 | 2 | 0 | 0 | 0 | 2 |
| vs. Arizona | - | 3 | 0-0 | 0-0 | 0-0 | 0-0-0 | 0 | 0 | 0 | 0 | 0 | 0 |

CAREER STATISTICS

| Year | GP-GS | Min | FG-FGA | Pct | 3PT-A | Pct | FT-FTA | Pct | O | D | Reb | Avg | Ast | To | PF-FO | Stl | Blk | Pts | Avg |
|--------------|-------------|------------|--------------|-------------|--------------|-------------|--------------|-------------|----------|-----------|-----------|------------|-----------|-----------|-------------|-----------|----------|-----------|------------|
| 2013-14 | 26-0 | 218 | 13-31 | .419 | 5-14 | .357 | 11-18 | .611 | 6 | 15 | 21 | 0.8 | 7 | 11 | 18-0 | 7 | 0 | 41 | 1.6 |
| 2012-13 | 25-0 | 228 | 12-31 | .387 | 6-21 | .286 | 6-9 | .667 | 3 | 18 | 21 | 0.8 | 12 | 21 | 25-1 | 6 | 2 | 36 | 1.4 |
| Total | 51-0 | 446 | 25-62 | .403 | 11-35 | .314 | 17-27 | .630 | 9 | 33 | 42 | 0.8 | 19 | 32 | 43-1 | 13 | 2 | 77 | 1.5 |



TRE'SHAUN FLETCHER #10

Freshman • Forward

6'7" • 200

Tacoma, Wash.
(Lincoln HS)

Freshman Year (2013-2014): Injured his left knee at Washington (Jan. 12) • Has returned to practice • Lefthander with a great skill package • More of a true wing • Handles ball well and shoots well • Coach Boyle's says: "He's really a good passer for his position. He's long, athletic, runs the floor well and is great in transition. We think he'll fit in very well with what we're looking to do here. Bottom line is, he can do a lot different things to help you win."

Lincoln HS: Is the all-time leading scorer in the Abes history • Senior year averaged 21 points, 10 rebounds and five assists per game • Helped lead Lincoln to a 23-4 record and third place finish in the state tournament • 3A state player of the year, also first-team all-state, first-team all-league • Three West Central District and Narrows League championships three of four years • Over his four years, the Abes were 82-21 (.796), including a 63-12 mark (.840) during this sophomore, junior, senior years 2013 Rivals.com three-star prospect: No. 26 small forward and No. 143 overall • Scout.com: Ranked as a top-100 player (No. 90) nationally for 2013 • Junior season, was named MVP of the Narrows League, as well as first team all-area and second-team all-state • Averaged 18 points, 11 rebounds and five assists in Lincoln's 18-8 season • Scholarship offers came from Arizona State, Washington State, UCLA, Boise State, Cal Poly, Gonzaga, Oregon State and Santa Clara • Played AAU ball with the Northwest Panthers, whose coach, Gary Ward, called Fletcher "a legitimate 6-foot-6 with a 6-foot-9 wingspan • Multi-skilled, played some one, some two and some three (positions). Ward also described Fletcher as "crafty" and "sometimes a little too unselfish, he is a really good player."

Academics: Open option major in College's Arts and Sciences.

Personal: Born October 5, 1994 • Son of Bobby Ann Fletcher • Is the youngest of four children • Wore jersey number 4 in high school • Biggest moment of high school was trailing by 21 points in the fourth quarter and winning the district championship • "I feel like Colorado is a good fit for me. I love the coaches, the players and the system. I feel like I am a very versatile player. I can guard positions one through three, I can shoot it, I can dribble it and I can pass it. I think colleges like my length, too. I can get in and bang with the fours and fives, too."

SEASON HIGHS

| | | | |
|------------------|--------|----|-------------------------------------------------------------------------------|
| Points | Season | 9 | Arkansas State (Nov. 18) |
| FGM | Season | 4 | Arkansas State (Nov. 18) |
| FGA | Season | 8 | vs. Oklahoma State (Dec. 21) |
| Rebounds | Season | 5 | at Colorado State (Dec. 3) |
| O-Rebs | Season | 3 | vs. Oklahoma State (Dec. 21) at Colorado State (Dec. 3) |
| D-Rebs | Season | 4 | UT Martin (Nov. 10) |
| 3-Pt. FGs | Season | 1 | four times |
| 3-Pt. FGA | Season | 4 | vs. Oklahoma State (Dec. 21) |
| FT | Season | 2 | five times |
| FTA | Season | 5 | Kansas (Dec. 7) |
| Assists | Season | 1 | three times |
| Steals | Season | 2 | Elon (Dec. 13) |
| Blocks | Season | 1 | vs. Oklahoma State (Dec. 21) at Air Force (Nov. 30) vs. Baylor (Nov. 8) |
| Minutes | Season | 16 | Harvard (Nov. 24) |

2013-2014 Game-by-Game (freshman)

| Game | GS | Min | FGs | 3FGs | FTs | O-D-R | Pf | A | To | BL | ST | Pts | |
|---------------------------------------|----|---------------------|------------|------------|------------|--------------|----------|----------|----------|----------|----------|----------|--|
| vs. Baylor | - | 15 | 1-4 | 0-2 | 0-0 | 1-1-2 | 2 | 1 | 1 | 1 | 0 | 2 | |
| UT MARTIN | - | 13 | 2-2 | 1-1 | 0-1 | 0-4-4 | 2 | 0 | 1 | 0 | 0 | 5 | |
| WYOMING | - | 2 | 0-0 | 0-0 | 0-0 | 0-0-0 | 2 | 0 | 0 | 0 | 0 | 0 | |
| JACKSON ST. | - | 5 | 0-0 | 0-0 | 0-0 | 0-0-0 | 4 | 0 | 1 | 0 | 0 | 0 | |
| ARKANSAS ST. | - | 13 | 4-6 | 1-3 | 0-2 | 1-1-2 | 0 | 0 | 0 | 0 | 0 | 9 | |
| UCSB | - | 7 | 2-3 | 1-2 | 2-2 | 0-1-1 | 1 | 0 | 1 | 0 | 0 | 7 | |
| HARVARD | - | 16 | 2-3 | 0-1 | 0-0 | 1-0-1 | 1 | 0 | 0 | 0 | 0 | 4 | |
| at Air Force | - | 10 | 0-2 | 0-2 | 0-0 | 0-0-0 | 4 | 0 | 1 | 1 | 0 | 0 | |
| at Colorado St. | - | 7 | 1-3 | 0-0 | 0-0 | 3-2-5 | 0 | 0 | 0 | 0 | 0 | 2 | |
| KANSAS | - | 11 | 2-3 | 1-2 | 2-5 | 2-0-2 | 0 | 0 | 0 | 0 | 0 | 7 | |
| ELON | - | 14 | 0-1 | 0-1 | 0-0 | 1-2-3 | 2 | 1 | 2 | 0 | 2 | 0 | |
| vs. Okla. State | - | 13 | 3-8 | 1-4 | 0-0 | 3-1-4 | 2 | 1 | 1 | 1 | 1 | 7 | |
| GEORGIA | - | 2 | 0-3 | 0-2 | 2-2 | 0-1-1 | 0 | 1 | 0 | 0 | 0 | 2 | |
| OREGON ST. | - | did not play | | | | | | | | | | | |
| OREGON | - | 5 | 1-2 | 0-1 | 1-1 | 0-1-1 | 0 | 0 | 0 | 0 | 0 | 3 | |
| at Wash. State | - | 9 | 1-3 | 0-2 | 2-2 | 0-2-2 | 0 | 0 | 0 | 1 | 0 | 4 | |
| at Washington | - | 10 | 1-3 | 0-2 | 2-2 | 0-1-1 | 2 | 0 | 1 | 0 | 0 | 4 | |
| injured: knee injury: missed 14 games | | | | | | | | | | | | | |
| vs. USC | - | 3 | 0-1 | 0-1 | 0-0 | 0-0-0 | 1 | 0 | 0 | 0 | 0 | 0 | |
| vs. California | - | 3 | 0-1 | 0-1 | 0-0 | 0-0-0 | 0 | 0 | 0 | 0 | 0 | 0 | |
| vs. Arizona | - | 12 | 0-2 | 0-0 | 0-0 | 0-0-0 | 2 | 0 | 0 | 0 | 0 | 0 | |

MISC.

2013-14

| | |
|-----------------------|---|
| Double-Figure Scoring | - |
| 10+ Points | - |
| 5+ Points | 5 |
| Double-Doubles | - |
| Led CU in Scoring | - |
| Led CU in Rebounds | - |
| Led CU in Steals | 1 |
| Led CU in Blocks | 3 |
| 3+ Rebounds | 4 |
| 2+ Assists | - |
| 2+ Steals | 1 |



KEVIN NELSON #12

Junior • Guard
6'2" • 185
Albuquerque, N.M.
(Albuquerque Academy/
Missouri State University-West)

2013-2014 (junior): Is a senior in the classroom, junior on the court • Will return next season (2014-15) • Missed the entire season with a broken right ankle • Played in eight games with three points against UT Martin (Nov. 10).

Missouri State University West Plains (2010-2012): Played and started all 30 games at the point-guard position in 2011-12 • Led the Grizzlies in assists and helped the team to a 21-10 record during the 2011-12 campaign • Second place finish during the Region 16 regular season • Member of the 2010-11 team that reached the pinnacle of NJCAA competitive success with a 31-4, the best in school history • Grizzlies held the NJCAA Poll #1 ranking for five consecutive weeks and finished #1 unanimously in the final two polls • Missouri State-West Plains competes in NJCAA Division I athletics.

2009-2010 (New Mexico): Did not play, injured.

Albuquerque Academy: Three-year letterman in basketball and baseball (a pitcher) • First-team all-state, all-district, and was the 4A Player of the Year in 2009 (basketball) Led 4A in assists as a junior leading the Chargers to second place in the state tournament.

Academics: College major is business with an emphasis in finance.

Personal: Born August 11, 1990 • Son of Ron and Sheila Nelson • Has an older sister, Molly, a 2011 graduate of Bates College • Father played college basketball at New Mexico (1966-68), in addition was a Helms All-American for the Lobos following his senior season of 1967-68; also played professionally in the ABA.



BRETT BRADY #15

Sophomore • Guard
6'1" • 160
One-Year Letterwinner
Highlands Ranch, Colo.

2013-2014: Is a walk-on student-athlete with this year's CU team • Was a practice player with the Buffaloes in 2012-2013 • Has played in four games with a made three-pointer in two of them (UT Martin and Arkansas State).

Highlands Ranch HS: Three-year letterman in basketball • All-Conference first team • Led state of Colorado in made three pointers as a senior • Recorded the most three pointers in a single game (8).

Academics: College major is applied mathematics.

Personal: Born August 15, 1994 in Highlands Ranch, Colo. • Son of Bill and Carolyn Brady • Has six siblings.



BEAU GAMBLE #14

Senior • Guard
6'0" • 180
One-Year Letterwinner
Boulder, Colo. (Fairview HS)

2013-2014 (senior): Is a senior in the classroom, however has one more year of eligibility • Will graduate in May • Eight games played with a three-pointer at Air Force (Nov. 30) and against USC (Jan. 18).

Summer 2013: Member of Athletes In Action team that traveled to Lithuania during August • Team USA went 4-1 • Played in five games • Averaged 1.6 assists, one rebound and 13 minutes a game • High-game was 20 minutes with two assists, one point and one steal • Handed-out four assists and a rebound in 17 minutes in another game.

2012-2013 (junior): Played in five games • Averaged 1.4 points per game • Scored three points in home win over Northern Arizona (Dec. 21) • Two points each against Hartford (Dec. 29) and Oregon (Mar. 7), both home wins • Two years eligibility remaining.

2011-2012 (sophomore): Per NCAA rules sat out the season after transferring from Santa Clara.

2010-2011 (Santa Clara): Played in four games • Averaged 3.3 minutes and 2.0 points per game • First year walk-on who made his first two three-pointers in win over Bethany (Jan. 3) • Also added six points with one rebound and one assist in four minutes • Career-high two assists in season-high six minutes vs. UC Santa Cruz (Feb. 1) • Member of the Broncos basketball team that won the 2011 CIT Championship.

2009-2010 (New Hampton Prep): Attended New Hampton Prep in New Hampshire • Played in six games before he missed the rest of the season with an injury.

Fairview HS: Played in the Rocky Mountain Fall Showcase game all four years, including his sophomore year when he was named Most Valuable Player with 28 points (six three-pointers) • Two-year captain • Four-year basketball letterwinner • Led his team to the state semifinals with a 26-1 record • Led Class 5A in assists his senior year • Scored 29 points in three games and had 10 or more assists in six games • Averaged nine points, seven assists, four rebounds and three steals per game during his senior year • Named second team all-state and first-team all-conference • Averaged 15 points, three assists, and two rebounds his junior year when he was honored second-team all-conference • Played AAU for Boulder Titans and Colorado Chaos • Colorado Chaos won the Great American Shootout • Was a member of student council senate at Fairview and was a 2009 graduate.

Academics: College major is communication.



DUSTIN THOMAS #13

Freshman • Forward

6'7" • 220

Texarkana, Texas
(Pleasant Grove HS)

Freshman Year Preview (2013-2014): Shoots the ball extremely well from the perimeter and can put the ball on the floor • Can play inside and out • Plays with extraordinary energy and can rebound • Exceptional shooter for a "big" (48 percent accuracy from 3-point range as a junior) • Coach Boyle says: "The thing that makes Dustin special is his love for the game, his motor. And shooting, he can really stroke it. But what sets him apart is his love for the game. Every time I talk to him he's going to the gym or on his way back. There's not a day that goes by that he's not trying to get better as a basketball player. I think if anything we've got to kind of tone him down a little; he loves the game and his desire to be great is unquestionable."

Pleasant Grove HS: Helped the Hawks to 29-2 mark, including 3A Region II District 15 regular season title • Pleasant Grove lost to Argyle in regional semifinals • 2013 Rivals.com three-star: No. 28 small forward and No. 150 overall • Pleasant Grove won 29 games last season, with Thomas a big reason for the success • He was 3A Region II District 15 MVP after averaging 20 points, 14 rebounds, five assists and five steals • Made an astounding 48 percent of his three-point attempts • Rivals.com ranks him as a three-star prospect • Ranked as the eighth-best senior prospect in Texas • Pleasant Grove coach Billy Brewer said Thomas is very comfortable shooting from behind the arc: "Three-point range is pretty easy for him. We run a motion offense and we are going to run until they get the ball in his hands • Dustin can also dribble penetrate and he can go in the post. He can do whatever he wants to do so we try to get the ball in his hands."

Academics: Open Option major in College of Arts & Sciences.

Personal: Born July 26, 1995 • Son of David and Shonda Thomas • On selecting CU, "Going up there (to visit Boulder), I didn't know what to expect. Everything about Colorado was perfect. It is like a big family out there. At first, I didn't even think Colorado would have been where I would choose to go. But once I got out there, it completely turned my impression about it. I loved everything about it. The players made me feel like family. The coaching staff was just real up front and I trust them. They won the Pac-12 (in 2012) and you can tell the fans really show them a lot of love. It is just real fun to be around it and I wanted to be a part of that." • Wore jersey number 13 in high school and was a member of the National Honors Society.

2013-2014 Game-by-Game (freshman)

| Game | GS | Min | FGs | 3FGs | FTs | O-D-R | Pf | A | To | BL | ST | Pts |
|---------------------|----|-----|-----|------|-----|-------|----|---|----|----|----|-----|
| vs. Baylor | - | 14 | 1-4 | 1-2 | 0-0 | 3-0-3 | 4 | 0 | 0 | 0 | 0 | 3 |
| UT MARTIN | - | 19 | 3-3 | 1-1 | 2-2 | 0-2-2 | 2 | 2 | 2 | 0 | 1 | 9 |
| WYOMING | - | 11 | 1-3 | 0-0 | 0-0 | 1-1-2 | 2 | 0 | 2 | 0 | 0 | 2 |
| JACKSON ST. | - | 17 | 5-8 | 1-2 | 2-4 | 1-3-4 | 2 | 2 | 3 | 0 | 1 | 13 |
| ARKANSAS ST. | - | 18 | 1-7 | 0-2 | 0-0 | 1-4-5 | 4 | 1 | 0 | 0 | 0 | 2 |
| UCSB | - | 13 | 1-2 | 0-1 | 2-2 | 0-2-2 | 0 | 0 | 0 | 0 | 0 | 4 |
| HARVARD | - | 11 | 0-2 | 0-2 | 0-0 | 0-3-3 | 2 | 0 | 1 | 0 | 0 | 0 |
| at Air Force | - | 13 | 2-3 | 0-0 | 3-3 | 1-2-3 | 3 | 1 | 3 | 0 | 0 | 7 |
| at Colorado St. | - | 17 | 2-5 | 0-2 | 0-2 | 5-0-5 | 3 | 0 | 2 | 0 | 0 | 4 |
| KANSAS | - | 16 | 0-3 | 0-2 | 3-6 | 3-1-4 | 1 | 1 | 1 | 0 | 0 | 3 |
| ELON | - | 10 | 2-2 | 0-0 | 5-8 | 1-0-1 | 2 | 0 | 1 | 0 | 0 | 9 |
| vs. Okla State | - | 9 | 0-3 | 0-1 | 0-0 | 0-0-0 | 3 | 0 | 1 | 0 | 0 | 0 |
| GEORGIA | - | 10 | 1-1 | 0-0 | 2-2 | 2-2-4 | 1 | 1 | 1 | 1 | 0 | 4 |
| OREGON ST. | - | 11 | 0-1 | 0-0 | 0-2 | 1-1-2 | 2 | 2 | 0 | 0 | 0 | 2 |
| OREGON | - | 5 | 0-0 | 0-0 | 0-0 | 0-0-0 | 2 | 0 | 0 | 0 | 0 | 0 |
| at Wash State | - | 5 | 1-1 | 0-0 | 0-0 | 0-0-0 | 0 | 0 | 0 | 0 | 0 | 2 |
| at Washington | - | 14 | 0-1 | 0-0 | 0-2 | 2-1-3 | 2 | 0 | 1 | 0 | 0 | 0 |
| UCLA | - | 16 | 1-2 | 0-0 | 1-2 | 1-3-4 | 2 | 1 | 0 | 0 | 0 | 3 |
| USC | - | 18 | 3-4 | 0-1 | 1-3 | 1-1-2 | 4 | 0 | 3 | 0 | 0 | 7 |
| at Arizona | - | 23 | 2-4 | 0-1 | 0-0 | 0-4-4 | 2 | 0 | 0 | 0 | 0 | 4 |
| at Arizona St. | - | 15 | 2-2 | 0-0 | 0-0 | 1-0-1 | 3 | 0 | 0 | 0 | 1 | 4 |
| UTAH | - | 13 | 0-1 | 0-1 | 0-0 | 1-0-1 | 3 | 1 | 0 | 0 | 0 | 0 |
| WASH STATE | - | 17 | 1-2 | 1-1 | 0-0 | 1-0-1 | 1 | 0 | 2 | 0 | 1 | 3 |
| WASHINGTON | * | 19 | 1-4 | 1-3 | 0-0 | 1-3-4 | 5 | 0 | 2 | 0 | 0 | 3 |
| at UCLA | * | 27 | 1-5 | 0-1 | 2-2 | 2-2-4 | 4 | 1 | 3 | 0 | 2 | 4 |
| at USC | * | 21 | 1-2 | 0-0 | 1-2 | 0-3-3 | 4 | 2 | 5 | 1 | 0 | 3 |
| ARIZONA ST | * | 20 | 3-6 | 0-2 | 2-2 | 1-5-6 | 4 | 0 | 2 | 1 | 1 | 8 |
| ARIZONA | * | 18 | 3-5 | 0-0 | 1-3 | 2-1-3 | 2 | 1 | 2 | 0 | 0 | 7 |
| at Utah | * | 15 | 3-6 | 1-3 | 1-2 | 0-1-1 | 4 | 0 | 2 | 0 | 0 | 8 |
| at Stanford | - | 16 | 0-3 | 0-2 | 0-2 | 0-3-3 | 2 | 1 | 2 | 0 | 0 | 3 |
| at California | - | 13 | 1-5 | 0-1 | 0-0 | 0-1-1 | 2 | 0 | 1 | 0 | 0 | 2 |
| vs. USC | - | 14 | 1-2 | 0-1 | 0-0 | 0-1-1 | 1 | 0 | 3 | 0 | 0 | 2 |
| vs. California | - | 10 | 1-3 | 0-1 | 0-0 | 1-0-1 | 1 | 1 | 2 | 0 | 0 | 2 |
| vs. Arizona | - | 21 | 2-5 | 0-0 | 0-0 | 0-1-1 | 3 | 0 | 1 | 0 | 0 | 4 |

SEASON HIGHS

| | | | |
|------------------|--------|----|-------------------------------------------------------------------------|
| Points | Season | 13 | Jackson State (Nov. 16) |
| FGM | Season | 5 | Jackson State (Nov. 16) |
| FGA | Season | 8 | Jackson State (Nov. 16) |
| Rebounds | Season | 6 | Arizona State (Feb. 19) |
| O-Rebs | Season | 5 | at Colorado State (Dec. 3) |
| D-Rebs | Season | 5 | Arizona State (Feb. 19) |
| 3-Pt. FGs | Season | 1 | five times |
| 3-Pt. FGA | Season | 3 | at Utah (March 1) |
| FT | Season | 5 | Elon (Nov. 13) |
| FTA | Season | 8 | Elon (Nov. 13) |
| Assists | Season | 2 | Oregon State (Jan. 2) Jackson State (Nov. 16) UT Martin (Nov. 10) |
| Steals | Season | 2 | at UCLA (Feb. 13) |
| Blocks | Season | 1 | three times |
| Minutes | Season | 27 | at UCLA (Feb. 13) |

MISC.

2013-14

| | |
|-----------------------|---|
| Double-Figure Scoring | 1 |
| 10+ Points | 1 |
| 5+ Points | 8 |
| Led CU in Scoring | - |
| Led CU in Rebounds | - |
| Led CU in Blocks | 1 |
| 4+ Rebounds | 9 |
| 2+ Assists | 4 |
| 2+ Steals | 1 |



JARON HOPKINS #23

Freshman • Guard

6'5" • 190

Mesa, Ariz.

(Dobson HS) [Chandler, Ariz.]

Freshman Year Preview (2013-2014): A multi-purpose guard who can play the point, the two spot and the wing • Passes, dribbles and shoots at a high level • Coach Boyle says: "There's not a lot of things he can't do on the basketball court. He's an elite level athlete with a good frame who can run and jump. He's certainly one of the top players in the state if not the top player in the state, in our opinion."

Dobson HS: Senior year averaged 22.2 points, 4.5 rebounds, 2.4 assists and 2.1 steals per game • Dobson went 19-12; lost to Mesa in the second round of the Division I state playoffs • Second-team all-state (Division I) honoree • 2013 Rivals.com: Three-star: 30th ranked shooting guard; Ranked No. 143 nationally by Rivals.com • Averaged 21.8 points, 7.0 rebounds, 6.0 assists, 5.3 steals and 0.8 blocks during his junior season at Basha High School (Chandler, Ariz.) • Hopkins can shoot, going 60 percent from the field as a junior, including 37 percent from beyond the arc and 57 percent from the free throw line • Scored 20 or more points 16 times and led his state's Section II in points, steals and assists in a 22-7 season that saw the Bears advance to the second round of the AIA Division I playoffs and a No. 10 state ranking • His 5.3 steals per game in 2011-12, led the state of Arizona and ranked #23 nationally • Other western schools pursuing him included Washington State, Oregon State, Arizona State, New Mexico, Boise State, Colorado State, USC and UTEP • Played AAU ball last spring and summer for the Compton Magic.

Academics: Open option major in College's Arts and Sciences.

Personal: Born November 14, 1994 • Son of Brian and Veronika Hopkins • One of three children • Wore jersey number 1 in high school • Set the school record for points in a game with 43 on Jan. 27, 2012 • Involved in summer camp teaching/mentoring kids • "I feel like I fit in with the team and I love the campus. I just like the school in general."

2013-2014 Game-by-Game (freshman)

| Game | GS | Min | FGs | 3FGs | FTs | O-D-R | Pf | A | To | BL | ST | Pts |
|---------------------|----|-----------|------------|------------|------------|---------------|----------|----------|----------|----------|----------|-----------|
| vs. Baylor | - | 12 | 1-3 | 0-0 | 0-0 | 1-0-1 | 0 | 0 | 1 | 0 | 1 | 2 |
| UT MARTIN | - | 18 | 4-7 | 0-2 | 1-2 | 1-3-4 | 2 | 3 | 2 | 0 | 2 | 9 |
| WYOMING | - | 10 | 0-1 | 0-0 | 0-1 | 0-1-1 | 3 | 1 | 1 | 0 | 0 | 0 |
| JACKSON ST. | * | 19 | 4-6 | 1-2 | 3-6 | 0-3-3 | 1 | 2 | 0 | 0 | 0 | 12 |
| ARKANSAS ST. | * | 19 | 2-6 | 1-4 | 5-6 | 2-4-6 | 0 | 2 | 1 | 0 | 0 | 10 |
| UCSB | - | 19 | 2-7 | 0-1 | 0-1 | 1-1-2 | 2 | 1 | 2 | 0 | 0 | 4 |
| HARVARD | - | 11 | 0-1 | 0-0 | 0-0 | 1-1-2 | 1 | 0 | 1 | 1 | 1 | 0 |
| at Air Force | - | 16 | 3-6 | 3-5 | 0-0 | 0-0-0 | 2 | 2 | 0 | 0 | 0 | 9 |
| at Colorado St. | - | 16 | 4-5 | 2-2 | 0-0 | 0-4-4 | 4 | 0 | 1 | 0 | 2 | 10 |
| KANSAS | * | 27 | 1-4 | 1-3 | 0-0 | 0-4-4 | 4 | 3 | 2 | 0 | 1 | 3 |
| ELON | * | 18 | 0-2 | 0-1 | 0-4 | 0-2-2 | 3 | 0 | 1 | 0 | 0 | 0 |
| vs. Okla. State | - | 14 | 1-3 | 0-1 | 0-1 | 2-1-3 | 2 | 0 | 0 | 0 | 0 | 2 |
| GEORGIA | - | 18 | 2-7 | 1-3 | 0-0 | 2-1-3 | 3 | 0 | 0 | 0 | 1 | 5 |
| OREGON ST. | - | 21 | 5-8 | 2-4 | 1-2 | 1-0-1 | 2 | 0 | 2 | 0 | 0 | 13 |
| OREGON | - | 17 | 2-3 | 1-2 | 0-0 | 0-1-1 | 3 | 1 | 0 | 0 | 1 | 5 |
| at Wash. State | - | 15 | 0-1 | 0-1 | 0-2 | 0-2-2 | 3 | 0 | 0 | 0 | 0 | 0 |
| at Washington | - | 20 | 3-8 | 0-2 | 1-2 | 1-0-1 | 1 | 1 | 1 | 1 | 1 | 7 |
| UCLA | * | 25 | 1-6 | 0-3 | 0-0 | 0-2-2 | 3 | 2 | 5 | 0 | 2 | 2 |
| USC | * | 20 | 3-7 | 0-3 | 4-4 | 0-3-3 | 1 | 0 | 0 | 0 | 2 | 10 |
| at Arizona | * | 24 | 1-6 | 0-2 | 2-3 | 0-1-1 | 5 | 0 | 5 | 0 | 2 | 4 |
| at Arizona St. | * | 22 | 1-5 | 0-2 | 0-0 | 1-1-2 | 1 | 1 | 1 | 0 | 0 | 2 |
| UTAH | * | 5 | 0-1 | 0-1 | 0-0 | 1-0-1 | 2 | 0 | 3 | 0 | 0 | 0 |
| WASH ST. | - | 20 | 1-5 | 0-3 | 0-0 | 0-3-3 | 1 | 2 | 2 | 0 | 2 | 5 |
| WASHINGTON | - | 29 | 2-5 | 0-0 | 1-3 | 1-9-10 | 4 | 1 | 1 | 0 | 0 | 5 |
| at UCLA | - | 21 | 4-7 | 0-1 | 0-0 | 0-0-0 | 2 | 0 | 0 | 0 | 0 | 8 |
| at USC | - | 23 | 3-8 | 2-5 | 2-3 | 0-1-1 | 2 | 4 | 1 | 0 | 3 | 10 |
| ARIZONA ST | - | 19 | 1-4 | 1-2 | 0-0 | 2-3-5 | 2 | 1 | 1 | 0 | 1 | 3 |
| ARIZONA | - | 21 | 1-5 | 1-2 | 1-2 | 0-0-0 | 1 | 0 | 0 | 0 | 0 | 4 |
| at Utah | - | 19 | 3-6 | 3-4 | 0-0 | 1-1-2 | 2 | 0 | 1 | 0 | 1 | 9 |
| at Stanford | - | 14 | 1-3 | 1-2 | 0-0 | 0-1-1 | 2 | 0 | 0 | 0 | 0 | 3 |
| at California | - | 19 | 2-5 | 1-4 | 0-2 | 1-2-3 | 2 | 2 | 2 | 1 | 1 | 5 |
| vs. USC | - | 14 | 1-2 | 0-1 | 1-2 | 0-3-3 | 4 | 3 | 1 | 0 | 1 | 3 |
| vs. California | - | 14 | 0-1 | 0-1 | 0-0 | 0-5-5 | 3 | 1 | 0 | 0 | 1 | 0 |
| vs. Arizona | - | 19 | 1-2 | 0-0 | 2-2 | 2-1-3 | 2 | 1 | 0 | 0 | 0 | 2 |

SEASON HIGHS

| | | | |
|------------------|--------|----|----------------------------------------------------------------------|
| Points | Season | 13 | Oregon State (Jan. 2) |
| FGM | Season | 5 | Oregon State (Jan. 2) |
| FGA | Season | 8 | at USC (Feb. 16) at Washington (Jan. 12) Oregon State (Jan. 2) |
| Rebounds | Season | 10 | Washington (Feb. 9) |
| O-Rebs | Season | 2 | five times |
| D-Rebs | Season | 9 | Washington (Feb. 9) |
| 3-Pt. FGs | Season | 3 | at Utah (March 1) at Air Force (Nov. 30) |
| 3-Pt. FGA | Season | 5 | at Air Force (Nov. 30) |
| FT | Season | 5 | Arkansas State (Nov. 18) |
| FTA | Season | 6 | Arkansas State (Nov. 18) Jackson State (Nov. 16) |
| Assists | Season | 4 | at USC (Feb. 16) |
| Steals | Season | 3 | at USC (Feb. 16) |
| Blocks | Season | 1 | three times |
| Minutes | Season | 29 | Washington (Feb. 9) |

MISC. 2013-14

| | |
|-----------------------|---|
| Double-Figure Scoring | 6 |
| 15+ Points | - |
| 10+ Points | 6 |
| 10+ Rebounds | 1 |
| Led CU in Scoring | 1 |
| Led CU in Rebounds | 1 |
| Led CU in Assists | 4 |
| Led CU in Steals | 9 |
| 4+ Rebounds | 7 |
| 2+ Assists | 8 |
| 2+ Steals | 7 |



GEORGE KING #24

Freshman • Guard/Forward
 6'5 1/2" • 208
 San Antonio, Texas
 (Brennan HS)

Freshman Year Preview (2013-2014): Versatile athlete • Signed as the fourth freshmen to the team in May 2013 • Coach Boyle says, "He can rebound, block shots, shoot and defend." Boyle also said CU was "kind of late to the party" in recruiting King, who conceded he was a "late bloomer" and didn't start attracting major attention until late in his senior season and went through the April signing period unsigned • Impressed coach Boyle while playing for a New Mexico-based team during the Mile High Classic basketball tournament in Denver.

Brennan HS: During his senior year, averaged 17.1 points, 11.3 rebounds and 1.6 blocks per game in leading the Brennan Bears to a 39-3 record and an appearance in the 4A state semi-finals • Shot 60 percent from the field • Named both TABC All-State and District 28-4A MVP • As a senior he recorded 25 double-doubles and had two 20-20 games with 23 points and 20 rebounds against Warren (Nov. 12) and 20 points and 20 rebounds against Lanier (Jan. 29) including 12 rebounds in one quarter • As a junior, was an all-area selection • Helped the Bears to 75-9 record (.893) over his two years, including a 39-3 mark during his senior year.

Academics: College major is psychology.

Personal: Born January 15, 1994 • Son of George and Tresse King • Is one of two children • Selected CU because "I visited here like any other athlete would do and fell in love with Boulder. For me it wasn't a surprise at all. I knew where I wanted to go; that's why I signed with the Colorado Buffaloes."

2013-2014 Game-by-Game (freshman)

| Game | GS | Min | FGs | 3FGs | FTs | O-D-R | Pf | A | To | BL | ST | Pts | |
|---------------------|----|---------------------|------------|------------|-------------|--------------|----------|----------|----------|----------|----------|-----------|--|
| vs. Baylor | - | 2 | 0-1 | 0-1 | 1-2 | 1-0-1 | 0 | 0 | 0 | 0 | 0 | 1 | |
| UT MARTIN | - | 5 | 0-2 | 0-1 | 0-0 | 0-3-3 | 0 | 1 | 0 | 0 | 0 | 0 | |
| WYOMING | - | 2 | 0-0 | 0-0 | 0-1 | 0-0-0 | 0 | 0 | 0 | 0 | 0 | 0 | |
| JACKSON ST. | - | 11 | 1-1 | 0-0 | 0-1 | 0-7-7 | 2 | 0 | 2 | 0 | 1 | 2 | |
| ARKANSAS ST. | - | 15 | 3-4 | 2-2 | 3-3 | 1-3-4 | 1 | 1 | 0 | 1 | 0 | 11 | |
| UCSB | - | 7 | 1-1 | 0-0 | 0-0 | 0-1-1 | 0 | 0 | 2 | 0 | 0 | 2 | |
| HARVARD | - | 1 | 0-0 | 0-0 | 0-0 | 0-0-0 | 0 | 0 | 0 | 0 | 0 | 0 | |
| at Air Force | - | 7 | 2-3 | 1-2 | 0-0 | 0-4-4 | 2 | 0 | 0 | 0 | 0 | 5 | |
| at Colorado St. | - | 6 | 0-2 | 0-2 | 0-0 | 0-2-2 | 0 | 1 | 0 | 0 | 0 | 0 | |
| KANSAS | - | 2 | 0-2 | 0-0 | 0-0 | 1-1-2 | 1 | 0 | 0 | 0 | 0 | 0 | |
| ELON | - | 18 | 2-6 | 0-3 | 6-10 | 1-4-5 | 1 | 0 | 1 | 0 | 0 | 10 | |
| vs. Okla. State | - | 1 | 0-0 | 0-0 | 0-0 | 0-0-0 | 0 | 0 | 0 | 0 | 0 | 0 | |
| GEORGIA | - | 1 | 0-0 | 0-0 | 0-0 | 0-0-0 | 0 | 0 | 0 | 0 | 0 | 0 | |
| OREGON ST. | - | did not play | | | | | | | | | | | |
| OREGON | - | 0+ | 0-0 | 0-0 | 0-0 | 0-0-0 | 0 | 0 | 0 | 0 | 0 | 0 | |
| at Wash. State | - | 1 | 0-0 | 0-0 | 0-0 | 0-0-0 | 0 | 0 | 0 | 0 | 0 | 0 | |
| at Washington | - | 3 | 0-0 | 0-0 | 0-0 | 0-0-0 | 0 | 0 | 0 | 0 | 0 | 0 | |
| UCLA | - | did not play | | | | | | | | | | | |
| USC | - | 16 | 1-6 | 1-3 | 2-2 | 1-1-2 | 4 | 3 | 0 | 0 | 2 | 5 | |
| at Arizona | - | 6 | 0-0 | 0-0 | 0-0 | 0-1-1 | 0 | 0 | 0 | 0 | 0 | 0 | |
| at Arizona St. | - | 2 | 1-1 | 0-0 | 0-0 | 0-0-0 | 1 | 0 | 0 | 0 | 0 | 0 | |
| UTAH | - | 4 | 0-0 | 0-0 | 0-0 | 0-1-1 | 0 | 1 | 0 | 0 | 0 | 0 | |
| WASH. STATE | - | 16 | 1-5 | 0-3 | 0-0 | 0-3-3 | 1 | 0 | 0 | 0 | 0 | 2 | |
| WASHINGTON | - | 6 | 0-1 | 0-0 | 2-2 | 0-1-1 | 0 | 0 | 0 | 0 | 0 | 2 | |
| at UCLA | - | 4 | 0-2 | 0-2 | 0-0 | 0-1-1 | 0 | 0 | 0 | 0 | 0 | 0 | |
| at USC | - | 3 | 0-0 | 0-0 | 1-2 | 0-0-0 | 1 | 0 | 3 | 0 | 0 | 1 | |
| ARIZONA ST | - | 4 | 0-0 | 0-0 | 0-0 | 0-2-2 | 0 | 0 | 1 | 0 | 0 | 0 | |
| ARIZONA | - | 3 | 0-0 | 0-0 | 0-0 | 0-0-0 | 0 | 0 | 1 | 0 | 0 | 0 | |
| at Utah | - | did not play | | | | | | | | | | | |
| at Stanford | - | did not play | | | | | | | | | | | |
| at California | - | did not play | | | | | | | | | | | |
| vs. USC | - | did not play | | | | | | | | | | | |
| vs. California | - | did not play | | | | | | | | | | | |
| vs. Arizona | - | did not play | | | | | | | | | | | |

SEASON HIGHS

| | | | |
|------------------|--------|----|---------------------------------------------|
| Points | Season | 11 | Arkansas State (Nov. 18) |
| FGM | Season | 3 | Arkansas State (Nov. 18) |
| FGA | Season | 6 | twice |
| Rebounds | Season | 7 | Jackson State (Nov. 16) |
| O-Rebs | Season | 1 | four times |
| D-Rebs | Season | 7 | Jackson State (Nov. 16) |
| 3-Pt. FGs | Season | 2 | Arkansas State (Nov. 18) |
| 3-Pt. FGA | Season | 3 | Washington State (Feb. 5) Elon (Nov. 13) |
| FT | Season | 6 | Elon (Nov. 13) |
| FTA | Season | 10 | Elon (Nov. 13) |
| Assists | Season | 3 | USC (Jan. 18) |
| Steals | Season | 2 | USC (Jan. 18) |
| Blocks | Season | - | |
| Minutes | Season | 18 | Elon (Nov. 13) |

MISC. 2013-14

| | |
|-----------------------|---|
| Double-Figure Scoring | 2 |
| 10+ Points | 2 |
| 5+ Points | 3 |
| Double-Doubles | - |
| Led CU in Scoring | - |
| Led CU in Rebounds | 1 |
| Led CU in Assists | - |
| Led CU in Steals | 1 |
| 4+ Rebounds | 4 |
| 2+ Assists | 1 |
| 2+ Steals | 1 |



SPENCER DINWIDDIE #25

Junior • Point-Guard
6'6" • 200
Two-Year Letterwinner
Woodland Hills, Calif.
(Taft HS)

Career: Left knee injury (ACL) at Washington (Jan. 12), out for the remainder of the season • Career scoring average: 13.0 points per game • Also averaging 3.4 rebounds, 2.6 assists, 1.1 steals per game • Ranks third in free throw percentage (.830) and fourth in three-point percentage (.386) • No. 11 in starts (86) • No. 17 in minutes (2,590) • No. 20 in assists (227) • No. 20 in steals (97) • No. 23 in scoring (1,115 pts.) • Made 33-straight free throws (Feb. 7-21, 2013; 5 games) - third longest in school history.

Summer of 2013: One of 12 collegiate student-athletes named to the 2013 USA Basketball Men's World University Games Team in Kazan, Russia • Americans finished third in Group C missing out on the medal round and finished in ninth place overall • USA won six games tying for third overall with the most victories in the 24-country field • Dinwiddie was the lone Pac-12 Conference player on the roster • One of three players on Team USA to start all eight games • Averaged 7.9 points and 2.6 rebounds per game • Led Team USA with 44 assists (5.5 apg.) and with 12 steals (1.5 spg.) • Made 50 percent of shots (25-of-50) • Had five games with at least six assists (three games with eight dimes; seven and six assists in the others).

2012-2013 (sophomore): A key contributor helping the Buffaloes to their second consecutive NCAA Tournament appearance, a school-first in back-to-back years since 1961-62 & 1962-63 (50 years) • Started every game (33) • First in scoring (15.3 ppg.); assists (99, 3.0) and free throw percentage (82.5%) • Led CU in scoring: 15 times; assists: 20 times (2 shared); steals: eight times (2 shared); blocks: 6 times (6 shared) • 505 points scored (ninth among all CU sophomores), 198 of them came from free throw line • Teamed with Askia Booker (410 pts.) to break CU sophomore tandem record (915 points) • Also formed best one-two backcourt scoring punches with Booker among BCS schools (27.7 ppg.), fourth overall in Division I • Tallied 18+ points: 13 times • 10+ points: 26 times.

NATIONAL: No. 90 nationally in FT% (82.5) and No. 179 nationally with 15.3 ppg. • One of five guards in the country who can get to the free throw line without taking many shots from the field (min. 150 FGA): 313 FGA 240 FTA = 1.30 • Of the major conferences, one of six sophomores who led their team in points (505), assists (99) and 3-point field goals (47) • Set a school record performing the perfect game scoring the most points ever by a Buffalo without missing a shot (6-of-6 FG, 4-of-4 3 pt., 8-of-8 FT) at Oregon State (Feb. 9) • Also was one of two CU players of major conference players to not miss a shot from the field and scoring at least 22 points.

2012-2013 Pac-12 Conference (all games): No. 4 in free throw percentage (.825); t-No. 8 in scoring (15.3); No. 10 in assist-turnover ratio (1.4); No. 11 in steals (1.3); No. 12 in assists (3.0) • One of two players to make 16 free throws in a game (vs. Texas Southern, Nov. 27) • Only player to have at least 18 FT attempts in a game (vs. Texas Southern, Nov. 27) • One of two players to be listed three times (min. 8) being perfect at free throw line (14-of-14 vs. Arizona State, Feb. 16; 9-of-9 vs. Arizona, Feb. 14; 8-of-8 at Oregon State, Feb. 10).

2012-2013 Pac-12 Conference (conference-only): No. 4 in free throw percentage (.858); No. 6 in scoring (16.0); t-No. 7 in assist-turnover ratio (1.7); No. 8 in steals (1.5); No. 10 in assists (3.2) • only men's player to make 14 free throws in conference game • Only player to be listed three times (min. 8) being perfect at free throw line.

Awards: 2012-13 All-Pac-12 Conference first team selection • U.S. Basketball Writers Association (USBWA) All-District VIII first team • NABC Coaches' District 20 Second Team • Chauncey Billups MVP Award (voted by players) • Jay Humphries Assist Award (team leader in assists) • Named to Bob Cousy Watch List (Dec. 2012) • College Sports Madness Pac-12 Conference second team • College Sports Madness Pac-12 Men's Basketball Player of the Week (Feb. 18) • 2011-12 Pac-12 Conference All-Freshman Team • Nominee in ESPN.com Page 2's "Coolest Name in the NCAA tournament" bracket (Round of 16).

SEASON/CAREER HIGHS

| | | | |
|-----------------|----|-------------------------------------------------------------------------------------------------------------------------|--|
| Points | | | |
| Season | 28 | at Colorado State (Dec. 3) | |
| Career | 29 | Colorado State (Dec. 5, 2012) | |
| FGM | | | |
| Season | 8 | at Colorado State (Dec. 3) | |
| Career | 9 | UCLA (Jan. 12, 2013) | |
| FGA | | | |
| Season | 14 | vs. Oklahoma State (Dec. 21) at Colorado State (Dec. 3) | |
| Career | 20 | at Arizona State (Jan. 6, 2013) | |
| Rebounds | | | |
| Season | 7 | Wyoming (Nov. 13) | |
| Career | 9 | at USC (Jan. 26, 2012) | |
| O-Rebs | | | |
| Season | 3 | Wyoming (Nov. 13) | |
| Career | 3 | Wyoming (Nov. 13) at California (Mar. 2, 2013) at Colorado St. (Nov. 30, 2011) Ft. Lewis Coll. (Nov. 11, 2011) | |
| D-Rebs | | | |
| Season | 5 | three times | |
| Career | 9 | at USC (Jan. 26, 2012) | |
| 3-Pt FGs | | | |
| Season | 4 | Harvard (Nov. 24) | |
| Career | 5 | Colorado State (Dec. 5, 2012) Texas Southern (Dec. 22, 2011) | |
| 3-Pt FGA | | | |
| Season | 7 | Harvard (Nov. 24) | |
| Career | 9 | at Wyoming (Dec. 1, 2012) | |
| FTM | | | |
| Season | 14 | UC Santa Barbara (Nov. 21) | |
| Career | 16 | Texas Southern (Nov. 27, 2012) | |
| FTA | | | |
| Season | 15 | UC Santa Barbara (Nov. 21) | |
| Career | 18 | Texas Southern (Nov. 27, 2012) | |
| Assists | | | |
| Season | 7 | Oregon (Jan. 5), Elon (Dec 13), Kansas (Dec. 7) | |
| Career | 7 | Oregon (Jan. 5), Elon (Dec. 13), Kansas (Dec. 7), Ariz. (Feb. 14, 2013) | |
| Steals | | | |
| Season | 6 | Jackson State (Nov. 16) | |
| Career | 6 | Jackson State (Nov. 16) | |
| Blocks | | | |
| Season | 1 | four times | |
| Career | 2 | 5 times, most recent: Texas Southern (Nov. 27, 2012) | |
| Minutes | | | |
| Season | 37 | Oregon (Jan. 5) | |
| Career | 43 | Texas Southern (Nov. 27, 2012) | |

CAREER STATISTICS

| Year | GP-GS | Min | FG-FGA | Pct | 3PT-A | Pct | FT-FTA | Pct | O | D | Reb | Avg | Ast | To | PF-FO | Stl | Blk | Pts | Avg |
|---------------|--------------|-------------|----------------|-------------|----------------|-------------|----------------|-------------|-----------|------------|------------|------------|------------|------------|--------------|-----------|-----------|-------------|-------------|
| 2013-14 | 17-17 | 529 | 61-131 | .466 | 26- 63 | .413 | 102-119 | .857 | 8 | 44 | 52 | 3.1 | 64 | 30 | 32-0 | 26 | 4 | 250 | 14.7 |
| 2012-13 | 33-33 | 1073 | 130-313 | .415 | 47-139 | .338 | 198-240 | .825 | 9 | 96 | 105 | 3.2 | 99 | 73 | 65-0 | 44 | 16 | 505 | 15.3 |
| 2011-12 | 36-36 | 988 | 99-246 | .402 | 42- 96 | .438 | 120-147 | .816 | 25 | 106 | 131 | 3.6 | 64 | 50 | 84-5 | 27 | 9 | 360 | 10.0 |
| Totals | 86-86 | 2590 | 290-690 | .420 | 115-298 | .386 | 420-506 | .830 | 42 | 246 | 288 | 3.4 | 227 | 153 | 181-5 | 97 | 29 | 1115 | 13.0 |

2011-2012 (freshman): Member of the Pac-12 Conference Tournament Championship team and the automatic berth to the NCAA Tournament winning four games in four days at the Staples Center in Los Angeles • At the conference tourney, averaged 9.5 points, 2.8 rebounds, and made 92.9 percent from the free throw line (13-of-14); also had a team-high five treys • One of two players to start every game (36) • Averaged 27.4 minutes, 10.0 points, 3.6 rebounds, 1.8 assists per game • Second on the team with 42 three-pointers • Teamed with Askia Booker (317) to form the best 1-2 freshmen scoring pair in school history combining for 677 points; only pair ever to score over 250 or more points.

Academics: College major is communication.

Personal: Born April 6, 1993 • Son of Malcolm and Stephanie Dinwidie • Younger brother, Taylor, is a high school junior • Graduated Taft HS with honors.

2012-13 Game-by-Game (junior)

| Game | GS | Min | FGs | 3FGs | FTs | O-D-R | Pf | A | To | BL | ST | Pts |
|---------------------|----|-----------|------------|------------|--------------|--------------|----------|----------|----------|----------|----------|-----------|
| vs. Baylor | * | 36 | 2-12 | 1-5 | 5-7 | 1-4-5 | 2 | 4 | 1 | 1 | 0 | 10 |
| UT MARTIN | * | 27 | 2-3 | 0-0 | 9-10 | 1-5-6 | 3 | 1 | 2 | 0 | 1 | 13 |
| WYOMING | * | 30 | 2-9 | 1-4 | 10-13 | 3-4-7 | 3 | 1 | 3 | 0 | 1 | 15 |
| JACKSON ST. | * | 31 | 2-4 | 1-1 | 6-6 | 1-1-2 | 0 | 6 | 2 | 0 | 6 | 11 |
| ARKANSAS ST. | * | 25 | 4-5 | 2-2 | 3-4 | 0-2-2 | 2 | 5 | 0 | 1 | 2 | 13 |
| UCSB | * | 35 | 4-9 | 2-6 | 14-15 | 0-5-5 | 1 | 2 | 0 | 1 | 1 | 24 |
| HARVARD | * | 35 | 5-9 | 4-7 | 3-4 | 0-4-4 | 1 | 2 | 2 | 0 | 0 | 17 |
| at Air Force | * | 24 | 3-5 | 1-3 | 0-0 | 0-0-0 | 1 | 5 | 3 | 0 | 2 | 7 |
| at Colorado St. | * | 36 | 8-14 | 1-4 | 11-11 | 0-2-2 | 0 | 4 | 0 | 0 | 2 | 28 |
| KANSAS | * | 31 | 3-8 | 1-5 | 8-10 | 0-1-1 | 4 | 7 | 1 | 1 | 0 | 15 |
| ELON | * | 34 | 5-7 | 2-3 | 5-6 | 1-5-6 | 0 | 7 | 4 | 0 | 2 | 17 |
| vs. Okla. State | * | 31 | 6-14 | 2-5 | 4-4 | 0-2-2 | 4 | 3 | 2 | 0 | 2 | 18 |
| GEORGIA | * | 30 | 4-5 | 2-3 | 7-7 | 0-1-1 | 2 | 2 | 3 | 0 | 1 | 17 |
| OREGON ST. | * | 34 | 2-9 | 2-7 | 3-4 | 0-3-3 | 4 | 5 | 1 | 0 | 3 | 9 |
| OREGON | * | 37 | 5-9 | 3-4 | 10-11 | 1-3-4 | 4 | 7 | 5 | 0 | 1 | 23 |
| at Wash. State | * | 38 | 2-5 | 1-3 | 1-4 | 0-2-2 | 1 | 2 | 0 | 0 | 2 | 6 |
| at Washington | * | 15 | 2-4 | 0-1 | 3-3 | 0-0-0 | 0 | 1 | 1 | 0 | 0 | 7 |

INJURED: Out for the Season (ACL, left knee)

MISC. '13-14 SEASON CAREER

| | | |
|-----------------------|----|----|
| Double-Figure Scoring | 13 | 60 |
| 20+ Points | 3 | 11 |
| 15+ Points | 9 | 37 |
| Double-Doubles | - | - |
| Led CU in Scoring | 6 | 30 |
| Led CU in Rebounds | - | 1 |
| Led CU in Assists | 11 | 38 |
| Led CU in Steals | 8 | 25 |
| Led CU in Blocks | 3 | 13 |
| 5+ Rebounds | 5 | 27 |
| 4+ Assists | 9 | 25 |
| 2+ Steals | 7 | 25 |
| 2+ Blocks | - | 5 |

2012-13 Game-by-Game (sophomore)

| Game | GS | Min | FGs | 3FGs | FTs | O-D-R | Pf | A | To | BL | ST | Pts |
|---------------------|----|-----------|-------------|------------|--------------|--------------|----------|----------|----------|----------|----------|-----------|
| WOFFORD | * | 29 | 3-6 | 1-3 | 6-9 | 0-5-5 | 1 | 4 | 0 | 2 | 0 | 13 |
| vs. Dayton | * | 29 | 3-8 | 1-1 | 5-8 | 0-5-5 | 3 | 1 | 1 | 2 | 2 | 12 |
| vs. Baylor | * | 31 | 4-7 | 2-3 | 1-5 | 1-5-6 | 1 | 0 | 3 | 1 | 0 | 11 |
| vs. Murray State | * | 35 | 1-5 | 1-3 | 11-12 | 0-4-4 | 3 | 3 | 4 | 0 | 2 | 14 |
| AIR FORCE | * | 31 | 4-4 | 3-3 | 4-6 | 1-6-7 | 2 | 2 | 5 | 0 | 0 | 15 |
| TX SOUTHERN | * | 43 | 3-12 | 2-6 | 16-18 | 0-3-3 | 1 | 3 | 1 | 2 | 1 | 24 |
| at Wyoming | * | 37 | 8-14 | 4-9 | 4-6 | 1-5-6 | 0 | 4 | 1 | 0 | 1 | 24 |
| COLORADO ST. | * | 36 | 8-10 | 5-7 | 8-10 | 0-2-2 | 1 | 3 | 2 | 1 | 1 | 29 |
| at Kansas | * | 21 | 1-4 | 0-2 | 2-2 | 0-0-0 | 3 | 2 | 2 | 1 | 0 | 4 |
| at Fresno State | * | 34 | 0-4 | 0-1 | 1-2 | 0-0-0 | 0 | 0 | 5 | 0 | 1 | 1 |
| N. ARIZONA | * | 16 | 6-9 | 1-2 | 2-2 | 1-5-6 | 1 | 5 | 3 | 0 | 4 | 15 |
| HARTFORD | * | 27 | 2-5 | 0-3 | 7-7 | 0-6-6 | 1 | 6 | 3 | 0 | 1 | 21 |
| at Arizona | * | 29 | 3-8 | 0-3 | 5-8 | 0-5-5 | 4 | 2 | 4 | 0 | 1 | 11 |
| at Arizona State | * | 38 | 8-20 | 1-8 | 2-2 | 0-2-2 | 1 | 4 | 2 | 0 | 3 | 19 |
| USC | * | 30 | 1-7 | 1-3 | 2-4 | 0-3-3 | 1 | 2 | 1 | 0 | 5 | 5 |
| UCLA | * | 36 | 9-16 | 2-6 | 3-4 | 0-2-2 | 4 | 2 | 1 | 0 | 0 | 23 |
| at Washington | * | 33 | 5-11 | 0-3 | 5-5 | 0-2-2 | 3 | 1 | 0 | 0 | 0 | 15 |
| at Washington St. | * | 34 | 5-8 | 1-2 | 5-5 | 1-2-3 | 1 | 2 | 2 | 1 | 1 | 16 |
| STANFORD | * | 33 | 3-7 | 0-1 | 6-8 | 0-3-3 | 2 | 4 | 3 | 1 | 1 | 12 |
| CALIFORNIA | * | 29 | 3-8 | 1-3 | 9-10 | 0-1-1 | 3 | 4 | 1 | 0 | 1 | 16 |
| at Utah | * | 36 | 5-10 | 2-4 | 6-9 | 0-1-1 | 1 | 3 | 3 | 0 | 1 | 18 |
| at Oregon | * | 34 | 3-9 | 0-2 | 2-3 | 0-0-0 | 1 | 4 | 4 | 1 | 0 | 8 |
| at Oregon State | * | 29 | 6-6 | 4-4 | 8-8 | 0-3-3 | 4 | 4 | 2 | 1 | 0 | 24 |
| ARIZONA | * | 36 | 5-9 | 2-5 | 9-9 | 0-0-0 | 2 | 7 | 2 | 0 | 0 | 21 |
| ARIZONA ST. | * | 39 | 4-13 | 2-7 | 14-14 | 0-1-1 | 4 | 3 | 2 | 0 | 2 | 24 |
| UTAH | * | 35 | 3-9 | 1-6 | 6-8 | 0-4-4 | 1 | 3 | 3 | 1 | 3 | 13 |
| at Stanford | * | 37 | 6-17 | 1-5 | 6-7 | 1-3-4 | 1 | 1 | 1 | 1 | 3 | 19 |
| at California | * | 36 | 2-15 | 1-5 | 4-4 | 3-3-6 | 4 | 4 | 1 | 0 | 0 | 9 |
| OREGON | * | 32 | 3-9 | 2-5 | 9-10 | 0-7-7 | 3 | 6 | 1 | 0 | 1 | 17 |
| OREGON ST. | * | 32 | 4-12 | 2-8 | 8-9 | 0-5-5 | 1 | 2 | 2 | 1 | 5 | 18 |
| vs. Oregon St. | * | 37 | 4-11 | 3-7 | 9-11 | 0-1-1 | 1 | 2 | 2 | 0 | 2 | 20 |
| vs. Arizona | * | 34 | 4-12 | 1-4 | 9-10 | 0-0-0 | 2 | 2 | 2 | 0 | 2 | 18 |
| vs. Illinois | * | 25 | 1-8 | 0-5 | 4-5 | 0-2-2 | 4 | 4 | 4 | 0 | 0 | 6 |

2011-12 Game-by-Game (freshman)

| Game | GS | Min | FGs | 3FGs | FTs | O-D-R | Pf | A | To | BL | ST | Pts |
|------------------------|----|-----------|-------------|------------|-------------|--------------|----------|----------|----------|----------|----------|-----------|
| FORT LEWIS | * | 22 | 2-9 | 0-1 | 3-4 | 3-4-7 | 5 | 3 | 2 | 0 | 0 | 7 |
| vs. Wichita State | * | 27 | 2-7 | 1-2 | 2-2 | 0-0-0 | 1 | 1 | 2 | 0 | 1 | 7 |
| vs. Maryland | * | 12 | 1-5 | 1-2 | 0-0 | 0-0-0 | 5 | 1 | 0 | 0 | 0 | 3 |
| vs. W. Michigan | * | 23 | 1-5 | 1-2 | 2-2 | 1-3-4 | 0 | 2 | 0 | 2 | 0 | 5 |
| at Air Force | * | 18 | 1-4 | 0-1 | 0-0 | 1-4-5 | 4 | 0 | 2 | 0 | 0 | 2 |
| GEORGIA | * | 27 | 4-8 | 1-4 | 7-8 | 0-7-7 | 1 | 1 | 0 | 0 | 1 | 16 |
| at Colorado State | * | 30 | 6-10 | 2-3 | 2-6 | 3-5-8 | 2 | 1 | 1 | 1 | 0 | 16 |
| FRESNO STATE | * | 28 | 4-6 | 2-3 | 5-6 | 1-1-2 | 2 | 1 | 2 | 0 | 0 | 15 |
| WYOMING | * | 33 | 5-9 | 2-3 | 4-4 | 1-3-4 | 3 | 0 | 0 | 0 | 0 | 16 |
| CSU BAKERSFIELD | * | 25 | 2-6 | 0-2 | 9-10 | 1-3-4 | 1 | 1 | 1 | 0 | 0 | 13 |
| TEXAS SOUTHERN | * | 32 | 5-7 | 5-6 | 3-4 | 1-2-3 | 2 | 1 | 3 | 0 | 0 | 18 |
| NEW ORLEANS | * | 23 | 3-5 | 0-1 | 6-6 | 0-5-5 | 2 | 6 | 1 | 0 | 1 | 12 |
| UTAH | * | 26 | 6-12 | 4-7 | 3-3 | 0-3-3 | 1 | 2 | 0 | 1 | 2 | 19 |
| WASHINGTON | * | 30 | 2-8 | 1-2 | 8-9 | 0-2-2 | 3 | 5 | 1 | 0 | 1 | 13 |
| WASHINGTON ST | * | 26 | 1-6 | 1-4 | 2-4 | 0-2-2 | 4 | 3 | 3 | 0 | 0 | 5 |
| at California | * | 17 | 1-5 | 0-3 | 0-2 | 0-1-1 | 5 | 1 | 2 | 0 | 0 | 2 |
| at Stanford | * | 32 | 3-10 | 2-3 | 3-3 | 2-4-6 | 4 | 2 | 5 | 0 | 0 | 11 |
| ARIZONA STATE | * | 25 | 3-9 | 1-4 | 5-6 | 1-5-6 | 0 | 0 | 0 | 0 | 1 | 12 |
| ARIZONA | * | 32 | 4-8 | 1-3 | 4-5 | 0-4-4 | 1 | 1 | 0 | 1 | 2 | 13 |
| at USC | * | 28 | 3-7 | 0-1 | 2-2 | 0-9-9 | 0 | 1 | 2 | 1 | 1 | 8 |
| at UCLA | * | 29 | 4-10 | 0-3 | 1-2 | 1-3-4 | 0 | 3 | 0 | 0 | 1 | 9 |
| OREGON STATE | * | 23 | 3-5 | 1-1 | 3-4 | 0-0-0 | 2 | 4 | 1 | 0 | 1 | 10 |
| OREGON | * | 29 | 5-9 | 3-4 | 3-3 | 0-2-2 | 4 | 1 | 2 | 0 | 2 | 16 |
| at Arizona | * | 33 | 4-10 | 1-3 | 1-2 | 0-2-2 | 0 | 3 | 2 | 0 | 3 | 10 |
| at Arizona State | * | 34 | 4-6 | 3-5 | 4-4 | 0-5-5 | 1 | 1 | 2 | 2 | 0 | 15 |
| at Utah | * | 32 | 2-4 | 0-0 | 5-6 | 1-5-6 | 2 | 2 | 0 | 0 | 1 | 9 |
| STANFORD | * | 13 | 0-4 | 0-1 | 1-2 | 2-0-2 | 5 | 2 | 1 | 0 | 0 | 1 |
| CALIFORNIA | * | 30 | 4-9 | 3-5 | 4-4 | 1-2-3 | 1 | 2 | 3 | 0 | 0 | 15 |
| at Oregon | * | 34 | 2-7 | 0-4 | 8-9 | 0-2-2 | 2 | 2 | 1 | 0 | 2 | 12 |
| at Oregon State | * | 27 | 0-4 | 0-0 | 0-0 | 0-3-3 | 5 | 3 | 3 | 0 | 0 | |



BEN MILLS #32

Senior • Center

7'0" • 230

Three-Year Letterwinner

Hartland, Wis.

(Arrowhead HS)

2012-2013 (junior): Seven games played • Averaged 1.0 points, 1.7 rebounds per game • Scored a season-best four points on 2-for-2 FG shooting in home win against Stanford (Jan. 24) • Career-high five boards in home win against Northern Arizona (Dec. 21) • Shot 60 FG percent (3-for-5) • Helped the Buffaloes to their second consecutive NCAA Tournament appearance, a school-first in back-to-back years since 1961-62 & 1962-63 (50 years).

2011-2012 (sophomore): Played in seven games averaging three minutes, one point and 1.1 rebounds a game • Season-best six minutes in home win against New Orleans (Dec. 28) • Scored two points in three games (at Oregon State, Mar. 3; New Orleans, Dec. 28; For Lewis College, Nov. 11) • Grabbed two rebounds in three games as well (at Oregon State; UNO; Utah, Dec. 31) • Shot 60 percent from the field (3-of-5).

2010-2011 (freshman): 19 games averaging 4.8 minutes, 1.4 points and 1.2 rebounds • Scored a season-best six points in home win against The Citadel (Dec. 17) • Added another five points with a season-high four rebounds three days later in a win against Longwood (Dec. 19) • Also had four rebounds and two steals in CU's NIT home victory against Cal (Mar. 18).

Arrowhead HS: Averaged 17.1 points, 11.2 rebounds, and 1.4 blocks per game • Helped lead Arrowhead to a 25-3 record and the WIAA Division 1 state championship during his senior year • First-team all-state honors (Associated Press and Wisconsin Basketball Coaches Association).

Academics: College major is English with an emphasis in creative writing • Enjoys writing fiction short stories • 2013 winner of the CU Most Improved Student Award.

Personal: Born March 30, 1992 • Son of Patrick and Susan Mills • Father played basketball at St. Mary's • Three older sisters, Katie; and twin sisters, Amanda (East Carolina) and Meghan (Mercer) played college basketball • Great uncle, Ed Mills was the starting center on the 1947 Wisconsin Big Ten championship team; Uncle (Mike Mills) played at Marquette.

2013-2014 Game-by-Game (senior)

| Game | GS | Min | FGs | 3FGs | FTs | O-D-R | Pf | A | To | BL | ST | Pts |
|---------------------|----|-----------|------------|------------|------------|--------------|----------|----------|----------|----------|----------|----------|
| vs. Baylor | - | 3 | 0-0 | 0-0 | 0-0 | 1-0-1 | 0 | 1 | 0 | 0 | 0 | 0 |
| UT MARTIN | - | 3 | 0-0 | 0-0 | 0-0 | 1-0-1 | 0 | 0 | 0 | 0 | 0 | 0 |
| JACKSON ST. | - | 11 | 1-1 | 0-0 | 3-4 | 0-3-3 | 0 | 0 | 0 | 0 | 0 | 5 |
| ARKANSAS ST. | - | 7 | 2-5 | 0-0 | 0-0 | 0-0-0 | 1 | 0 | 0 | 0 | 0 | 4 |
| at Air Force | - | 5 | 0-1 | 0-0 | 2-2 | 1-1-2 | 0 | 0 | 0 | 0 | 0 | 2 |
| KANSAS | - | 10 | 2-3 | 0-0 | 0-0 | 2-1-3 | 1 | 0 | 0 | 0 | 0 | 4 |
| ELON | - | 5 | 1-1 | 0-0 | 1-2 | 0-0-0 | 2 | 0 | 1 | 0 | 0 | 3 |
| vs. Okla. State | - | 1 | 0-0 | 0-0 | 0-0 | 0-0-0 | 0 | 0 | 0 | 0 | 0 | 0 |
| GEORGIA | - | 3 | 0-0 | 0-0 | 0-0 | 0-0-0 | 0 | 0 | 1 | 0 | 0 | 0 |
| OREGON | - | 0+ | 0-0 | 0-0 | 0-0 | 0-0-0 | 0 | 0 | 0 | 0 | 0 | 0 |
| at Washington | - | 3 | 0-0 | 0-0 | 0-0 | 0-0-0 | 0 | 0 | 1 | 0 | 0 | 0 |
| UCLA | - | 1 | 0-0 | 0-0 | 0-0 | 0-0-0 | 0 | 0 | 0 | 0 | 0 | 0 |
| USC | - | 11 | 2-3 | 0-0 | 0-0 | 1-4-5 | 1 | 0 | 1 | 1 | 0 | 4 |
| at Arizona St. | - | 5 | 1-1 | 0-0 | 0-0 | 0-0-0 | 0 | 0 | 1 | 0 | 0 | 2 |
| UTAH | - | 3 | 0-0 | 0-0 | 0-0 | 1-0-1 | 0 | 1 | 0 | 0 | 0 | 0 |
| WASHINGTON | - | 10 | 0-0 | 0-0 | 0-0 | 0-1-1 | 1 | 2 | 0 | 0 | 0 | 0 |
| at UCLA | - | 3 | 0-0 | 0-0 | 0-0 | 0-1-1 | 0 | 0 | 0 | 0 | 0 | 0 |
| at USC | - | 3 | 0-1 | 0-0 | 0-0 | 0-0-0 | 0 | 0 | 0 | 0 | 0 | 0 |
| ARIZONA ST | - | 0+ | 0-0 | 0-0 | 0-0 | 0-0-0 | 0 | 0 | 0 | 0 | 0 | 0 |
| ARIZONA | * | 7 | 1-2 | 1-1 | 2-2 | 0-0-0 | 2 | 0 | 0 | 0 | 1 | 5 |
| at Utah | - | 3 | 0-1 | 0-0 | 0-0 | 0-0-0 | 1 | 0 | 0 | 0 | 0 | 0 |
| at Stanford | - | 5 | 1-3 | 0-0 | 0-0 | 1-1-2 | 1 | 0 | 0 | 0 | 0 | 2 |

2012-13 Game-by-Game (junior)

| Game | GS | Min | FGs | 3FGs | FTs | O-D-R | Pf | A | To | BL | ST | Pts |
|--------------------|----|-----------|------------|------------|------------|--------------|----------|----------|----------|----------|----------|----------|
| at Kansas | - | 2 | 0-0 | 0-0 | 0-0 | 0-0-0 | 0 | 0 | 0 | 0 | 0 | 0 |
| NO. ARIZONA | - | 8 | 1-1 | 0-0 | 0-0 | 0-5-5 | 0 | 1 | 2 | 0 | 1 | 2 |
| HARTFORD | - | 5 | 0-2 | 0-0 | 0-0 | 1-2-3 | 0 | 0 | 0 | 0 | 0 | 0 |
| STANFORD | - | 1 | 2-2 | 0-0 | 0-0 | 0-1-1 | 0 | 0 | 0 | 0 | 0 | 4 |
| CAL | - | 0+ | 0-0 | 0-0 | 0-0 | 0-0-0 | 0 | 0 | 0 | 0 | 0 | 0 |
| OREGON | - | 2 | 0-0 | 0-0 | 0-0 | 0-1-1 | 0 | 0 | 0 | 0 | 0 | 0 |
| vs. Arizona | - | 5 | 0-0 | 0-0 | 1-2 | 0-2-2 | 0 | 0 | 0 | 0 | 0 | 1 |

CAREER STATISTICS

| Year | GP-GS | Min | FG-FGA | Pct | 3PT-A | Pct | FT-FTA | Pct | O | D | Reb | Avg | Ast | To | PF-FO | Stl | Blk | Pts | Avg |
|--------------|-------------|------------|--------------|-------------|------------|--------------|--------------|-------------|-----------|-----------|-----------|------------|----------|-----------|-------------|----------|----------|-----------|------------|
| 2013-14 | 24-1 | 97 | 11-22 | .500 | 1-1 | 1.000 | 8-10 | .800 | 8 | 12 | 20 | 0.1 | 4 | 5 | 10-0 | 1 | 1 | 31 | 1.3 |
| 2012-13 | 7-0 | 23 | 3-5 | .600 | 0-0 | .000 | 1-2 | .000 | 1 | 11 | 12 | 1.7 | 1 | 2 | 0-0 | 1 | 0 | 7 | 1.0 |
| 2011-12 | 7-0 | 21 | 3-5 | .600 | 0-0 | .000 | 1-3 | .333 | 2 | 6 | 8 | 1.1 | 0 | 3 | 2-0 | 0 | 0 | 7 | 1.0 |
| 2010-11 | 20-0 | 95 | 12-29 | .414 | 0-0 | .000 | 2-6 | .333 | 11 | 12 | 23 | 1.2 | 0 | 7 | 5-0 | 2 | 2 | 26 | 1.4 |
| TOTAL | 58-1 | 236 | 29-61 | .475 | 1-1 | 1.000 | 12-21 | .571 | 22 | 41 | 63 | 1.0 | 5 | 17 | 17-0 | 4 | 3 | 71 | 1.2 |

SEASON/CAREER HIGHS

Points

| | | |
|--------|---|-----------------------------|
| Season | 5 | Jackson State (Nov. 16) |
| Career | 6 | The Citadel (Dec. 17, 2010) |

FGM

| | | |
|--------|---|-----------------------------|
| Season | 2 | three times |
| Career | 3 | The Citadel (Dec. 17, 2010) |

FGA

| | | |
|--------|---|------------------------------------------------------|
| Season | 5 | Arkansas State (Nov. 18) |
| Career | 5 | Arkansas State (Nov. 18) Longwood (Dec. 19, 2010) |

Rebounds

| | | |
|--------|---|-------------------------------------------------|
| Season | 5 | USC (Jan. 18) |
| Career | 5 | USC (Jan. 18) Northern Ariz. (Dec. 21, 2012) |

O-Rebs

| | | |
|--------|---|-------------------------------------|
| Season | 2 | Kansas (Dec. 7) |
| Career | 2 | five times, recent: Kansas (Dec. 7) |

D-Rebs

| | | |
|--------|---|--------------------------------|
| Season | 4 | USC (Jan. 18) |
| Career | 5 | Northern Ariz. (Dec. 21, 2012) |

FT

| | | |
|--------|---|-------------------------|
| Season | 3 | Jackson State (Nov. 16) |
| Career | 3 | Jackson State (Nov. 16) |

FTA

| | | |
|--------|---|-------------------------|
| Season | 4 | Jackson State (Nov. 16) |
| Career | 4 | Jackson State (Nov. 16) |

Assists

| | | |
|--------|---|---------------------|
| Season | 2 | Washington (Feb. 9) |
| Career | 2 | Washington (Feb. 9) |

Steals

| | | |
|--------|---|----------------------------|
| Season | 1 | Jackson State (Nov. 16) |
| Career | 2 | California (Mar. 18, 2011) |

Blocks

| | | |
|--------|---|------------------------------|
| Season | 1 | USC (Jan. 18) |
| Career | 2 | Kansas State (Feb. 12, 2011) |

Minutes

| | | |
|--------|----|-------------------------|
| Season | 11 | USC (Jan. 18) |
| | 11 | Jackson State (Nov. 16) |
| Career | 11 | USC (Jan. 18) |
| | 11 | Jackson State (Nov. 16) |



JOSH SCOTT #40

Sophomore • Forward

6'10" • 245

One-Year Letterwinner

Monument, Colo. (Lewis-Palmer HS)

2012-2013 (freshman): Averaged 10.2 points, 5.7 rebounds, 28.2 minutes per game • Second in field goal percentage (48.6), free throw percentage (74.7) and rebounding (178, 5.7 rpg.) • Fourth in scoring (317, 10.2 ppg.) • Started 30 of 31 games • Netted 10+ points in 16 of 31 games • Five games 10+ rebounds with a season-best 14 vs. Illinois; also had season-high three blocks against the Illini • Led team in scoring five times and rebounding five times (one shared) • Two double-doubles: season-high 21 points with 10 rebounds in home win against Hartford (Dec. 29); 18 points, 12 rebounds in double-overtime home victory versus Texas Southern (Nov. 27) • Teamed with Xavier Johnson (295 pts.) to form the second most freshman points scored in school history (612 pts.).

Awards: 2012-2013 Pac-12 Conference All-Freshman team • One of three finalists for the Male Freshman Athlete of the Year Award at the 13th Annual CUSPY Awards (CU Sports Performers of the Year).

Lewis-Palmer HS: Scored a state-leading 799 points as a senior during the 2011-12 season • Finished prep career scoring the third most points in the state • Averaged 28.5 points (a state best), 11 rebounds, 2.5 blocks, 1.2 steals, 1.2 assists per game • Led Lewis-Palmer to a 27-1 record and the 4A state championship (at the Coors Events Center), a school-first since 1994 • Won 27-straight games after losing season opener • Colorado's Gatorade Player of the Year • Mr. Colorado basketball (all classifications) • All-Colorado 2011-12.

Academics: College major is psychology.

Personal: Born July 13, 1993 • Son of Alton and Theresa Scott • Father played football at the Air Force Academy, and mother, played basketball at Air Force • One of five boys • All five names start with the letters Jo • Scott is also ambidextrous.

| MISC. | '13-14 | CAREER |
|-----------------------|--------|--------|
| Double-Figure Scoring | 30 | 46 |
| 20+ Points | 6 | 8 |
| 15+ Points | 18 | 25 |
| 10+ Rebounds | 13 | 17 |
| Double-Doubles | 13 | 15 |
| Led CU in Scoring | 14 | 19 |
| Led CU in Rebounds | 22 | 27 |
| Led CU in Blocks | 15 | 23 |
| Led CU in Assists | - | 1 |
| Led CU in Steals | 8 | 11 |
| 5+ Rebounds | 31 | 48 |
| 2+ Blocks | 11 | 15 |
| 2+ Steals | 4 | 8 |
| 2+ Assists | 7 | 12 |

SEASON/CAREER HIGHS

Points

Season 21 Washington (Feb. 9)
Career 21 twice

FGM

Season 8 at UCLA (Feb. 13)
Washington (Feb. 9)
USC (Jan. 18)
at Washington State (Jan. 8)
Career 9 Hartford (Dec. 29, 2012)
at Kansas (Dec. 8, 2012)

FGA

Season 14 vs. USC (Mar. 12)
Career 15 at Kansas (Dec. 8, 2012)

Rebounds

Season 13 Arizona State (Feb. 19)
Georgia (Dec. 28)
Elon (Dec. 13)
at Air Force (Nov. 30)
Career 14 vs. Illinois (Mar. 22, 2013)

O-Rebs

Season 5 five times
Career 7 Hartford (Dec. 29, 2012)

D-Rebs

Season 11 Elon (Dec. 13)
Career 11 Elon (Dec. 13)

3-Pt FGs

Season -
Career 1 Northern Ariz. (Nov. 21, 2012)

3-Pt FGA

Season -
Career 1 Northern Ariz. (Nov. 21, 2012)

FT

Season 10 Arizona (Feb. 22)
vs. Oklahoma State (Dec. 21)
Career 10 three times

FTA

Season 13 vs. Oklahoma State (Dec. 21)
Career 13 vs. Oklahoma State (Dec. 21)

Assists

Season 3 Washington (Feb. 9)
Career 3 twice

Steals

Season 4 UC Santa Barbara (Nov. 21)
Career 4 UC Santa Barbara (Nov. 21)

Blocks

Season 4 Oregon (Jan. 5)
Career 4 Oregon (Jan. 5)

Minutes

Season 41 at Washington State (Jan. 8)
Career 41 at Washington State (Jan. 8)

CAREER STATISTICS

| Year | GP-GS | Min | FG-FGA | Pct | 3PT-A | Pct | FT-FTA | Pct | O | D | Reb | Avg | Ast | To | PF-FO | Stl | Blk | Pts | Avg |
|--------------|--------------|-------------|----------------|-------------|------------|-------------|----------------|-------------|------------|------------|------------|------------|-----------|-----------|--------------|-----------|-----------|------------|-------------|
| 2013-14 | 34-33 | 1076 | 155-304 | .510 | 0-2 | .000 | 169-209 | .809 | 101 | 188 | 289 | 8.5 | 22 | 49 | 61-0 | 27 | 40 | 479 | 14.1 |
| 2012-13 | 31-30 | 873 | 124-255 | .486 | 1-1 | 1.000 | 68- 91 | .747 | 87 | 91 | 178 | 5.7 | 19 | 36 | 68-2 | 14 | 24 | 317 | 10.2 |
| Total | 65-63 | 1949 | 279-559 | .499 | 1-3 | .333 | 237-300 | .790 | 188 | 279 | 467 | 7.2 | 41 | 85 | 129-2 | 41 | 64 | 796 | 12.2 |

2013-2014 Game-by-Game (sophomore)

| Game | GS | Min | FGs | 3FGs | FTs | O-D-R | Pf | A | To | BL | ST | Pts |
|---------------------|----|-----|------|------|-------|---------|----|---|----|----|----|-----|
| vs. Baylor | * | 32 | 4-10 | 0-0 | 7-8 | 5-6-11 | 2 | 0 | 2 | 1 | 1 | 15 |
| UT MARTIN | * | 24 | 5-8 | 0-0 | 5-6 | 2-6-8 | 0 | 1 | 2 | 1 | 0 | 15 |
| WYOMING | * | 31 | 5-7 | 0-0 | 2-2 | 4-5-9 | 2 | 0 | 1 | 0 | 0 | 12 |
| JACKSON ST. | * | 24 | 2-5 | 0-0 | 7-9 | 2-5-7 | 1 | 0 | 2 | 0 | 0 | 11 |
| ARKANSAS ST. | * | 26 | 7-8 | 0-0 | 6-6 | 3-2-5 | 1 | 0 | 1 | 1 | 1 | 20 |
| UCSB | * | 27 | 1-5 | 0-0 | 1-3 | 4-3-7 | 1 | 1 | 1 | 0 | 4 | 3 |
| HARVARD | * | 24 | 3-5 | 0-0 | 6-8 | 3-8-11 | 3 | 2 | 1 | 2 | 0 | 12 |
| at Air Force | * | 25 | 5-10 | 0-0 | 6-6 | 5-8-13 | 2 | 2 | 0 | 0 | 1 | 16 |
| at Colorado St. | * | 32 | 2-4 | 0-0 | 2-3 | 1-6-7 | 4 | 0 | 1 | 3 | 2 | 6 |
| KANSAS | * | 28 | 6-9 | 0-0 | 2-2 | 2-2-4 | 2 | 2 | 0 | 0 | 0 | 14 |
| ELON | * | 33 | 3-9 | 0-0 | 6-8 | 2-11-13 | 2 | 0 | 0 | 1 | 0 | 12 |
| vs. Okla. State | * | 35 | 5-8 | 0-0 | 10-13 | 5-7-12 | 3 | 2 | 1 | 0 | 3 | 20 |
| GEORGIA | * | 30 | 3-5 | 0-0 | 8-8 | 5-8-13 | 4 | 1 | 2 | 1 | 1 | 14 |
| OREGON ST. | * | 37 | 5-11 | 0-0 | 3-6 | 3-7-10 | 1 | 0 | 2 | 3 | 1 | 13 |
| OREGON | * | 33 | 5-8 | 0-0 | 5-6 | 3-9-12 | 0 | 1 | 1 | 4 | 0 | 15 |
| at Wash. State | * | 41 | 8-12 | 0-0 | 3-4 | 3-6-9 | 2 | 0 | 1 | 1 | 0 | 19 |
| at Washington | * | 27 | 4-9 | 0-0 | 7-7 | 3-3-6 | 3 | 0 | 2 | 0 | 0 | 15 |
| UCLA | * | 33 | 7-12 | 0-0 | 5-6 | 1-8-9 | 1 | 0 | 0 | 3 | 3 | 19 |
| USC | * | 24 | 8-13 | 0-0 | 4-4 | 2-5-7 | 1 | 0 | 0 | 2 | 1 | 20 |
| at Arizona | * | 35 | 5-11 | 0-0 | 5-5 | 3-8-11 | 2 | 0 | 3 | 0 | 1 | 15 |
| at Arizona State | * | 30 | 5-12 | 0-0 | 1-4 | 2-5-7 | 2 | 0 | 0 | 1 | 1 | 11 |
| UTAH | * | 40 | 6-11 | 0-0 | 8-8 | 5-5-10 | 2 | 0 | 2 | 3 | 1 | 20 |
| WASH STATE | * | 32 | 0-3 | 0-0 | 1-2 | 0-1-1 | 1 | 0 | 1 | 0 | 0 | 1 |
| WASHINGTON | * | 28 | 8-11 | 0-0 | 5-9 | 3-5-8 | 2 | 3 | 0 | 3 | 2 | 21 |
| at UCLA | * | 37 | 8-12 | 0-0 | 4-5 | 2-3-5 | 1 | 2 | 3 | 1 | 1 | 20 |
| at USC | * | 33 | 7-13 | 0-0 | 3-4 | 3-5-8 | 4 | 1 | 1 | 3 | 1 | 17 |
| ARIZONA ST | * | 35 | 4-9 | 0-0 | 5-6 | 5-8-13 | 0 | 0 | 4 | 2 | 1 | 13 |
| ARIZONA | * | 33 | 4-11 | 0-0 | 10-10 | 4-4-8 | 1 | 0 | 1 | 0 | 1 | 18 |
| at Utah | * | 35 | 4-7 | 0-0 | 9-9 | 2-5-7 | 3 | 2 | 1 | 0 | 1 | 17 |
| at Stanford | * | 33 | 4-6 | 0-0 | 9-11 | 4-7-11 | 4 | 0 | 2 | 0 | 0 | 17 |
| at California | * | 40 | 3-9 | 0-1 | 4-6 | 4-6-10 | 0 | 0 | 2 | 2 | 0 | 10 |
| vs. USC | * | 33 | 4-14 | 0-0 | 5-8 | 4-5-9 | 3 | 1 | 3 | 0 | 0 | 13 |
| vs. California | * | 32 | 3-8 | 0-1 | 5-7 | 1-5-6 | 1 | 1 | 3 | 1 | 1 | 11 |
| vs. Arizona | * | 34 | 2-9 | 0-0 | 0-0 | 1-1-2 | 0 | 0 | 3 | 1 | 1 | 4 |

2012-2013 Game-by-Game (freshman)

| Game | GS | Min | FGs | 3FGs | FTs | O-D-R | Pf | A | To | BL | ST | Pts |
|---------------------|----|-----|------|------|-------|--------|----|---|----|----|----|-----|
| WOFFORD | * | 26 | 2-4 | 0-0 | 10-11 | 4-2-6 | 3 | 1 | 2 | 1 | 0 | 14 |
| vs. Dayton | * | 31 | 5-10 | 0-0 | 3-3 | 4-1-5 | 1 | 0 | 3 | 1 | 0 | 13 |
| vs. Baylor | * | 20 | 4-7 | 0-0 | 1-2 | 1-2-3 | 4 | 0 | 1 | 0 | 0 | 9 |
| vs. Murray State | * | 31 | 5-8 | 0-0 | 3-4 | 1-5-6 | 3 | 0 | 2 | 0 | 0 | 13 |
| AIR FORCE | * | 31 | 6-12 | 0-0 | 8-10 | 4-3-7 | 1 | 1 | 0 | 1 | 1 | 20 |
| TX SOUTHERN | * | 40 | 6-13 | 0-0 | 6-10 | 3-9-12 | 3 | 1 | 0 | 1 | 1 | 18 |
| at Wyoming | * | 20 | 1-5 | 0-0 | 3-4 | 3-0-3 | 5 | 0 | 1 | 0 | 0 | 5 |
| COLORADO ST. | * | 27 | 2-8 | 0-0 | 0-0 | 2-1-3 | 4 | 0 | 1 | 1 | 1 | 4 |
| at Kansas | * | 34 | 9-15 | 0-0 | 1-1 | 2-2-4 | 2 | 0 | 3 | 1 | 2 | 19 |
| at Fresno State | * | 32 | 4-12 | 0-0 | 3-5 | 3-5-8 | 2 | 0 | 1 | 1 | 0 | 11 |
| N. ARIZONA | * | 23 | 5-7 | 1-1 | 0-0 | 1-3-4 | 1 | 3 | 2 | 2 | 0 | 11 |
| HARTFORD | * | 23 | 9-12 | 0-0 | 3-5 | 7-3-10 | 1 | 0 | 1 | 1 | 1 | 21 |
| at Arizona | * | 35 | 6-8 | 0-0 | 3-4 | 2-3-5 | 4 | 2 | 0 | 1 | 0 | 15 |
| at Arizona State | * | 32 | 5-11 | 0-0 | 0-0 | 5-3-8 | 2 | 1 | 0 | 0 | 0 | 10 |
| USC | * | 27 | 6-7 | 0-0 | 2-4 | 1-3-4 | 2 | 2 | 2 | 0 | 2 | 14 |
| UCLA | * | 33 | 6-11 | 0-0 | 6-6 | 6-3-9 | 1 | 0 | 2 | 0 | 0 | 18 |
| at Washington | * | 32 | 4-10 | 0-0 | 0-1 | 2-0-2 | 0 | 0 | 2 | 0 | 0 | 8 |
| at Washington St.* | | 29 | 3-7 | 0-0 | 5-6 | 3-1-4 | 4 | 0 | 1 | 0 | 0 | 11 |
| STANFORD | * | 34 | 6-13 | 0-0 | 0-0 | 4-1-5 | 1 | 1 | 1 | 1 | 0 | 12 |
| CALIFORNIA | * | 25 | 2-5 | 0-0 | 1-1 | 1-2-3 | 2 | 2 | 1 | 0 | 1 | 5 |
| at Utah | * | 22 | 2-7 | 0-0 | 1-2 | 2-1-3 | 2 | 0 | 2 | 1 | 0 | 5 |
| at Oregon | * | 32 | 3-7 | 0-0 | 1-2 | 1-1-2 | 1 | 0 | 2 | 0 | 2 | 7 |
| at Oregon State | * | 32 | 7-10 | 0-0 | 3-4 | 3-1-4 | 1 | 0 | 0 | 2 | 0 | 17 |
| ARIZONA | * | 31 | 3-4 | 0-0 | 0-0 | 1-4-5 | 3 | 1 | 1 | 1 | 2 | 6 |
| ARIZONA ST. | * | 15 | 0-5 | 0-0 | 0-0 | 0-1-1 | 3 | 2 | 0 | 0 | 0 | 0 |
| UTAH | | | | | | | | | | | | |
| at Stanford | | | | | | | | | | | | |
| at California | * | 29 | 2-10 | 0-0 | 0-0 | 6-5-11 | 0 | 0 | 0 | 0 | 0 | 4 |
| OREGON | * | 24 | 1-4 | 0-0 | 2-2 | 1-7-8 | 3 | 1 | 2 | 1 | 0 | 4 |
| OREGON ST. | * | 24 | 2-6 | 0-0 | 2-2 | 2-4-6 | 1 | 1 | 0 | 1 | 0 | 6 |
| vs. Oregon St. | * | 24 | 3-7 | 0-0 | 1-2 | 5-5-10 | 5 | 0 | 1 | 2 | 0 | 7 |
| vs. Arizona | * | 22 | 1-1 | 0-0 | 0-0 | 1-2-3 | 3 | 0 | 1 | 1 | 0 | 2 |
| vs. Illinois | * | 33 | 4-9 | 0-0 | 0-0 | 6-8-14 | 0 | 0 | 1 | 3 | 1 | 8 |

COLORADO - GAME HIGHS

POINTS 100, Oregon (Jan. 5)

FG MADE 31, Washington (Feb. 9), Oregon (Jan. 5)

FG ATTEMPTS 66, vs. Baylor (Nov. 8)

FG %622 (28-of-45), Jackson State (Nov. 16)

3 PT FG MADE 9, Washington (Feb. 9)
 9, at Air Force (Nov. 30)
 9, Arkansas State (Nov. 18)
 9, Jackson State (Nov. 16)

3 PT FG ATT 24, at Air Force (Nov. 30)

3 PT FG %643 (9-of-14), Washington (Feb. 9)

FT MADE 33, Oregon (Jan. 5)

FT ATTEMPTS 46, Elon (Dec. 13)

FT % 1.000 (26-of-26) vs. Georgia (Dec. 28)

REBOUNDS 54, Elon (Dec. 13)

ASSISTS 23, Jackson State (Nov. 16)

STEALS 12, at Arizona State (Jan. 25)
 UC Santa Barbara (Nov. 21)

BLOCKED SHOTS 10, USC (Jan. 18)

TURNOVERS 20, at Washington (Jan. 12)

FOULS 26, vs. Oklahoma State (Dec. 21)

COLORADO - GAME LOWS

POINTS 53, vs. Arizona (Mar. 14)

FG MADE 15, vs. Arizona (Mar. 14)

FG ATTEMPTS 45, Wyoming (Nov. 13)

FG %327 (17-of-52) Arizona (Feb. 22)

3 PT FG MADE 1, Arizona State (Feb. 19), at Washington (Jan. 12)

3 PT FG ATT 8, vs. Arizona (Mar. 14)

3 PT FG %083 (1-of-12) at Washington (Jan. 12)
105 (2-of-19) vs. Baylor (Nov. 8)

FT MADE 9, five times

FT ATTEMPTS 14, four times

FT %182 at Arizona State (Jan. 25)

REBOUNDS 25, vs. Arizona (Mar. 14)

ASSISTS 4, Wyoming (Nov. 13)

STEALS 2, at Arizona (Jan. 23), Harvard (Nov. 24)

BLOCKED SHOTS 1, eight times

TURNOVERS 6, at Washington State (Jan. 8)
 6, vs. Baylor (Nov. 8)
 7, Oregon State (Jan. 2)
 8, Kansas (Dec. 7)

FOULS 11, Harvard (Nov. 24)

OPPONENT - GAME HIGHS

POINTS 92, UCLA (Feb. 13)

FG MADE 35, Arizona (Feb. 22), UCLA (Feb. 13)

FG ATTEMPTS 78, Oregon (Jan. 5)

FG %603 (35-of-58), Arizona (Feb. 22)

3 PT FG MADE 13, Washington State (Feb. 5),
 Washington State (Jan. 8), Elon (Nov. 13)

3 PT FG ATT 32, Elon (Nov. 13)

3 PT FG %625 (5-of-8) Georgia (Dec. 28)

FT MADE 25, USC (Feb. 16)

FT ATTEMPTS 36, USC (Feb. 16)

FT % 1.000 (3-of-3) Washington State (Jan. 8)
941 (16-of-17) USC (Jan. 18)

REBOUNDS 42, Baylor (Nov. 8)

ASSISTS 25, UCLA (Feb. 13)

STEALS 12, UCLA (Jan. 16)

BLOCKED SHOTS 8, at California (Mar. 8, 2014)

TURNOVERS 18, at Colorado State (Dec. 3)
 at Air Force (Nov. 30)

FOULS 29, Wyoming (Nov. 13)

OPPONENT - GAME LOWS

POINTS 52, Arizona State (Feb. 19)

FG MADE 17, Arizona State (Feb. 19)

FG ATTEMPTS 46, at Air Force (Nov. 30)
 Wyoming (Nov. 13)

FG %315 (17-of-54) Arizona State (Feb. 19)

3 PT FG MADE 3, at Utah (Mar. 1), at USC (Feb. 16),
 at Colorado State (Dec. 3)

3 PT FG ATT 9, at Utah (Mar. 1)

3 PT FG %200 (3-of-15) at USC (Feb. 16)

FT MADE 3, Washington State (Jan. 8)

FT ATTEMPTS 3, Washington State (Jan. 8)

FT %400 (6-of-15) Elon (Nov. 13)

REBOUNDS 22, Georgia (Dec. 28)

ASSISTS 6, at USC (Feb. 16)

STEALS 2, Baylor (Nov. 8)

BLOCKED SHOTS 0, Washington (Feb. 9), Elon (Nov. 13)

TURNOVERS 5, at California (Mar. 8, 2014)

FOULS 12, Arizona (Mar. 14), at California (Mar. 8, 2014)

COLORADO - PLAYER GAME HIGHS

POINTS28..... Spencer Dinwiddie at Colorado State (Dec. 3)
27..... Xavier Johnson vs. Washington (Feb. 9)
27..... Askia Booker vs. Oregon (Jan. 5)
26..... Askia Booker vs. Washington State (Feb. 5)
24..... Xavier Johnson at Cal (Mar. 8, 2014)
24..... Spencer Dinwiddie vs. UCSB (Nov. 21)

FG MADE.....10..... Xavier Johnson vs. Washington (Feb. 9)
9..... Askia Booker vs. Washington State (Feb. 5)
8..... Xavier Johnson at Cal (Mar. 8, 2014)
8..... Josh Scott at UCLA (Feb. 13)
8..... Josh Scott vs. Washington (Feb. 9)
8..... Josh Scott vs. USC (Jan. 18)
8..... Josh Scott at Washington State (Jan. 8)
8..... Askia Booker vs. Oregon (Jan. 5)
8..... Askia Booker vs. Oklahoma State (Dec. 21)
8..... Spencer Dinwiddie at Colorado State (Dec. 3)

FGA.....19..... Askia Booker vs. Washington State (Feb. 5)
17..... Askia Booker vs. Arizona State (Feb. 19)

FG %.....87.5 (7-of-8)... Josh Scott vs. Arkansas State (Nov. 18)
 75.0 (9-of-12) Askia Booker vs. Washington State (Feb. 5)
 72.7 (8-of-11) Josh Scott vs. Washington (Feb. 9)

3-PT FGM 5 Askia Booker vs. UCLA (Jan. 16)

3 PT FGA 7 Askia Booker vs. UCLA (Jan. 16)
 Askia Booker vs. Oklahoma State (Dec. 21)
 Askia Booker at Air Force (Nov. 30)
 Spencer Dinwiddie vs. Harvard (Nov. 24)
 Askia Booker vs. Jackson State (Nov. 16)

3 PT FG% 1.000 (3-of-3) Xavier Johnson vs. Washington (Feb. 9)

FTM14..... Spencer Dinwiddie vs. UCSB (Nov. 21)

FTA15..... Spencer Dinwiddie vs. UCSB (Nov. 21)

FT % (min 7) 1.000..... Spencer Dinwiddie at Colorado State (Dec. 3)
 (11-of-11)
 1.000..... Josh Scott vs. Arizona (Feb. 22)
 (10-of-10)

REBOUNDS ...15..... Xavier Johnson vs. Elon (Dec. 13)
13..... Josh Scott vs. Georgia (Dec. 28)
13..... Josh Scott vs. Elon (Dec. 13)
13..... Josh Scott at Air Force (Nov. 30)
12..... Josh Scott vs. Oregon (Jan. 5)
12..... Josh Scott vs. Oklahoma State (Dec. 21)

ASSISTS.....12..... Askia Booker at UCLA (Feb. 13)
7..... Askia Booker vs. Washington (Feb. 9)
7..... Askia Booker vs. Utah (Feb. 1)
7..... Spencer Dinwiddie vs. Oregon (Jan. 5)
7..... Spencer Dinwiddie vs. Elon (Dec. 13)
7..... Spencer Dinwiddie vs. Kansas (Dec. 7)

STEALS.....6..... Spencer Dinwiddie vs. Jackson State (Nov. 16)
5..... Askia Booker at Arizona State (Jan. 25)

BLOCKS.....5..... Wesley Gordon vs. USC (Jan. 18)

TURNOVERS.. 6..... Askia Booker at USC (Feb. 16)
 Askia Booker at Arizona State (Jan. 25)

FOULS.....5..... 6 times

OPPONENT - PLAYER GAME HIGHS

POINTS34, Davonte Lacy, Washington State (Feb. 5)
31, C.J Wilcox, Washington (Jan. 12)

FG MADE.....12, C.J Wilcox, Washington (Jan. 12)

FGA.....19, Davonte Lacy, Washington State (Feb. 5)
18, Chasson Randle, Stanford (March 5)
18, C.J Wilcox, Washington (Jan. 12)

FG % (min. 5).....83.3 (5-of-6) Steve Moundou-Missi, Harvard (Nov. 24)

3-PT FGM9, Sebastian Koch, Elon (Dec. 13)

3 PT FGA14, Sebastian Koch, Elon (Dec. 13)

3 PT FG %.....100 (4-of-4) Jonathan Gilling, Arizona State (Jan. 25)
80.0 (4-of-5) Bryce Alford, UCLA (Feb. 13)
80.0 (4-of-5) J.T. Terrell, USC (Jan. 18)

FTM11, Markel Brown, Oklahoma State (Dec. 21)

FTA13, Markel Brown, Oklahoma State (Dec. 21)

FT % (min. 6).....1.000 (10-of-10), Roberto Nelson, Oregon State (Jan. 2)
 (8-of-8), Justin Cobbs, California (Mar. 8)

REBOUNDS13, Josh Huestis, Stanford (March 5)
13... Jordan Adams, UCLA (Jan. 16)

ASSISTS.....11,.. Kyle Anderson, UCLA (Feb. 13)
 Delon Wright, Utah (Feb. 1)
 Royce Woolridge, Washington State (Jan. 8)

STEALS.....7, Delon Wright, Utah (Feb. 1)

BLOCKS.....4,.. Richard Solomon, California (Mar. 8)
4,.. C.J Wilcox, Washington (Jan. 12)

TURNOVERS.....7, Tre Coggins, Air Force (Nov. 30)

FOULS.....5, by 23 players

Game #1 (Nov. 8)
RV/RV Colorado vs. RV/25 Baylor
Dallas, Texas

COLORADO (0-1)

| Player | FGs | 3-pt | FT | O-D- | R | F | TP | A | TO | B | S | Min | |
|-----------|---------|-------|-------|---------|-------|-------|----|------------|----|---|---|-----|-------|
| Gordon | f | 4-6 | 0-2 | 1-2 | 3-5 | 8 | 2 | 9 | 1 | 0 | 0 | 27 | |
| Johnson | f | 4-9 | 0-2 | 0-3 | 1-2 | 3 | 5 | 8 | 0 | 2 | 1 | 32 | |
| Scott | f | 4-10 | 0-0 | 7-8 | 5-6 | 11 | 2 | 15 | 0 | 2 | 1 | 32 | |
| Booker | g | 5-16 | 0-4 | 0-0 | 1-3 | 4 | 2 | 10 | 3 | 0 | 2 | 36 | |
| Dinwiddie | g | 2-12 | 1-5 | 5-7 | 1-4 | 5 | 2 | 10 | 4 | 1 | 1 | 36 | |
| Talton | 0-1 | 0-1 | 0-0 | 0-0 | 0 | 2 | 0 | 0 | 1 | 1 | 0 | 6 | |
| Fletcher | 1-4 | 0-2 | 0-0 | 1-1 | 2 | 2 | 2 | 1 | 1 | 1 | 0 | 15 | |
| Thomas | 1-4 | 1-2 | 0-0 | 3-0 | 3 | 4 | 3 | 0 | 0 | 0 | 0 | 14 | |
| Hopkins | 1-3 | 0-0 | 0-0 | 1-0 | 1 | 0 | 2 | 0 | 1 | 0 | 1 | 12 | |
| King | 0-1 | 0-1 | 1-2 | 1-0 | 1 | 0 | 1 | 0 | 0 | 0 | 0 | 2 | |
| Mills | 0-0 | 0-0 | 0-0 | 1-0 | 1 | 0 | 1 | 0 | 0 | 0 | 0 | 3 | |
| Team | | | | 0-0 | 0 | | | | | | | | |
| Totals | | 22-66 | 2-19 | 14-22 | 18-21 | 39 | 21 | 60 | 10 | 6 | 3 | 7 | 200 |
| FG% | 1st Hlf | 7-33 | 21.2% | 2nd Hlf | 15-33 | 45.5% | | Game 22-66 | | | | | 33.3% |
| 3FG% | 1st Hlf | 0-9 | 0.0% | 2nd Hlf | 2-10 | 20.0% | | Game 2-19 | | | | | 10.5% |
| FT% | 1st Hlf | 8-10 | 80.0% | 2nd Hlf | 6-12 | 50.0% | | Game 14-22 | | | | | 63.6% |

deadball rebounds: 4

BAYLOR (1-0)

| Player | FGs | 3-pt | FT | O-D- | R | F | TP | A | TO | B | S | Min | |
|-----------|---------|-------|-------|---------|-------|-------|----|------------|----|----|---|-----|-------|
| Austin | c | 2-5 | 0-0 | 1-2 | 1-3 | 4 | 3 | 5 | 1 | 1 | 2 | 0 | 29 |
| Wainright | f | 0-3 | 0-1 | 0-1 | 2-3 | 5 | 4 | 0 | 2 | 1 | 0 | 0 | 13 |
| Jefferson | f | 3-9 | 0-1 | 7-11 | 4-7 | 11 | 4 | 13 | 2 | 2 | 0 | 1 | 25 |
| Chery | g | 5-11 | 1-5 | 3-4 | 0-4 | 4 | 1 | 14 | 4 | 2 | 0 | 0 | 35 |
| Frankin | g | 3-7 | 3-6 | 0-0 | 0-3 | 3 | 0 | 9 | 1 | 3 | 0 | 0 | 23 |
| O'Neale | 3-3 | 0-0 | 1-1 | 1-2 | 2 | 2 | 7 | 2 | 0 | 0 | 0 | 0 | 27 |
| Gathers | 0-2 | 0-0 | 2-2 | 0-2 | 4 | 2 | 4 | 2 | 0 | 1 | 0 | 0 | 10 |
| Heslip | 4-6 | 4-6 | 0-0 | 0-0 | 0 | 0 | 12 | 0 | 1 | 0 | 0 | 20 | |
| Prince | 4-8 | 0-1 | 2-2 | 2-6 | 8 | 5 | 10 | 0 | 2 | 1 | 1 | 18 | |
| Team | | | | 2-1 | 3 | | | | | | | | |
| Totals | | 21-47 | 4-12 | 28-36 | 8-30 | 38 | 12 | 74 | 10 | 10 | 6 | 5 | 200 |
| FG% | 1st Hlf | 10-26 | 38.5% | 2nd Hlf | 14-28 | 50.0% | | Game 24-54 | | | | | 44.7% |
| 3FG% | 1st Hlf | 3-11 | 27.3% | 2nd Hlf | 5-9 | 55.6% | | Game 8-20 | | | | | 40.0% |
| FT% | 1st Hlf | 7-9 | 77.8% | 2nd Hlf | 9-14 | 64.3% | | Game 16-23 | | | | | 69.6% |

deadball rebounds: 4

Colorado 22 38 60
 Baylor 30 42 72

Officials: Tom Eades, Larry Spaulding, John Higgins
 Technicals: none.
 Attendance: 5207. Fouled out: none.

Game #4 (Nov. 16)
Jackson State at RV/RV Colorado
Boulder, Colo.

JACKSON STATE (1-3)

| Player | FGs | 3-pt | FT | O-D- | R | F | TP | A | TO | B | S | Min | |
|----------|---------|-------|-------|---------|-------|-------|----|------------|----|----|---|-----|-------|
| Taylor | f | 2-6 | 0-0 | 0-0 | 0-1 | 1 | 3 | 4 | 2 | 2 | 0 | 0 | 18 |
| Bolden | f | 1-7 | 0-0 | 2-4 | 2-2 | 4 | 5 | 4 | 0 | 0 | 0 | 0 | 13 |
| West | c | 2-8 | 0-0 | 0-0 | 3-4 | 7 | 2 | 4 | 0 | 1 | 1 | 0 | 19 |
| Stubbs | g | 1-7 | 0-1 | 2-2 | 0-0 | 0 | 3 | 4 | 0 | 1 | 0 | 0 | 22 |
| Brent | g | 7-14 | 5-12 | 1-2 | 0-4 | 4 | 4 | 20 | 0 | 1 | 0 | 1 | 33 |
| Nobles | 6-12 | 0-2 | 4-6 | 0-6 | 6 | 3 | 16 | 8 | 6 | 0 | 3 | 37 | |
| Love | 3-6 | 2-4 | 4-5 | 1-1 | 2 | 1 | 12 | 1 | 1 | 0 | 0 | 18 | |
| Robinson | 1-1 | 0-0 | 0-0 | 0-1 | 1 | 2 | 2 | 0 | 0 | 0 | 1 | 13 | |
| Wachira | 0-0 | 0-0 | 0-0 | 0-0 | 0 | 0 | 0 | 0 | 0 | 0 | 0 | 1 | |
| Todd | 0-0 | 0-0 | 0-0 | 0-0 | 0 | 0 | 0 | 0 | 0 | 0 | 0 | 1 | |
| Team | | | | 1-0 | 1 | | | | | | | | |
| Totals | | 25-64 | 7-19 | 13-19 | 9-21 | 30 | 27 | 70 | 11 | 13 | 1 | 5 | 200 |
| FG% | 1st Hlf | 12-32 | 37.5% | 2nd Hlf | 13-32 | 40.6% | | Game 25-64 | | | | | 39.1% |
| 3FG% | 1st Hlf | 6-12 | 50.0% | 2nd Hlf | 1-7 | 14.3% | | Game 7-19 | | | | | 36.8% |
| FT% | 1st Hlf | 5-7 | 71.4% | 2nd Hlf | 8-12 | 66.7% | | Game 13-19 | | | | | 68.4% |

deadball rebounds: 5

COLORADO (3-1)

| Player | FGs | 3-pt | FT | O-D- | R | F | TP | A | TO | B | S | Min | |
|-----------|---------|-------|-------|---------|-------|-------|----|------------|----|----|---|-----|-------|
| Gordon | f | 2-2 | 0-0 | 6-11 | 0-3 | 3 | 3 | 10 | 3 | 0 | 2 | 0 | 24 |
| Scott | f | 2-5 | 0-0 | 7-9 | 2-5 | 7 | 1 | 11 | 0 | 2 | 0 | 0 | 24 |
| Booker | g | 6-10 | 3-7 | 0-0 | 1-4 | 5 | 2 | 15 | 6 | 2 | 1 | 0 | 29 |
| Hopkins | g | 4-6 | 1-2 | 3-6 | 0-3 | 3 | 1 | 12 | 2 | 0 | 0 | 0 | 19 |
| Dinwiddie | g | 2-4 | 1-1 | 6-6 | 1-1 | 2 | 0 | 11 | 6 | 2 | 0 | 6 | 31 |
| Talton | 5-6 | 3-4 | 0-0 | 0-1 | 1 | 1 | 13 | 3 | 2 | 0 | 1 | 25 | |
| Stalzer | 0-2 | 0-1 | 2-2 | 0-0 | 0 | 0 | 2 | 0 | 0 | 0 | 0 | 6 | |
| Fletcher | 0-0 | 0-0 | 0-0 | 0-0 | 0 | 4 | 0 | 0 | 1 | 0 | 0 | 5 | |
| Nelson | 0-0 | 0-0 | 0-0 | 0-0 | 0 | 1 | 0 | 0 | 0 | 0 | 0 | 2 | |
| Thomas | 5-8 | 1-2 | 2-4 | 1-3 | 4 | 2 | 13 | 2 | 3 | 0 | 1 | 17 | |
| Brady | 0-0 | 0-0 | 0-0 | 0-0 | 0 | 0 | 0 | 0 | 0 | 0 | 0 | 2 | |
| King | 1-1 | 0-0 | 0-1 | 0-7 | 7 | 2 | 2 | 0 | 2 | 0 | 1 | 11 | |
| Mills | 1-1 | 0-0 | 3-4 | 0-3 | 3 | 0 | 5 | 0 | 0 | 0 | 0 | 3 | |
| Team | | | | 0-0 | 0 | | | | | | | | |
| Totals | | 28-45 | 9-17 | 29-43 | 5-31 | 36 | 18 | 94 | 23 | 14 | 3 | 9 | 200 |
| FG% | 1st Hlf | 16-25 | 64.0% | 2nd Hlf | 12-20 | 60.0% | | Game 28-45 | | | | | 62.2% |
| 3FG% | 1st Hlf | 6-10 | 60.0% | 2nd Hlf | 3-7 | 42.9% | | Game 9-17 | | | | | 52.9% |
| FT% | 1st Hlf | 8-12 | 66.7% | 2nd Hlf | 21-31 | 66.7% | | Game 29-43 | | | | | 67.4% |

deadball rebounds: 5

Jackson State 35 35 70
 Colorado 46 48 94

Officials: Verne Harris, Mike Giarratano, Casey McClellan
 Technicals: none. Flagrant foul: Gamble.
 Attendance: 9042. Fouled out: none.

Game #2 (Nov. 10)
UT Martin at RV/RV Colorado
Boulder, Colo.

UT MARTIN (0-2)

| Player | FGs | 3-pt | FT | O-D- | R | F | TP | A | TO | B | S | Min | |
|----------|---------|-------|-------|---------|-------|-------|----|------------|----|----|---|-----|-------|
| Dowdell | f | 3-5 | 0-0 | 0-0 | 1-2 | 3 | 3 | 6 | 1 | 0 | 0 | 0 | 30 |
| Martinez | f | 0-1 | 0-0 | 1-4 | 0-4 | 4 | 2 | 1 | 0 | 1 | 0 | 0 | 21 |
| Smith | g | 4-12 | 3-6 | 4-5 | 1-1 | 2 | 3 | 15 | 1 | 1 | 0 | 1 | 26 |
| Childs | g | 3-10 | 0-2 | 2-4 | 0-3 | 3 | 2 | 8 | 0 | 0 | 0 | 1 | 24 |
| Newell | g | 5-12 | 3-6 | 2-3 | 1-2 | 3 | 3 | 15 | 6 | 4 | 0 | 2 | 29 |
| Oldham | 4-15 | 3-10 | 0-0 | 2-0 | 2 | 0 | 11 | 1 | 1 | 1 | 0 | 25 | |
| Taylor | 0-2 | 0-1 | 0-1 | 1-1 | 2 | 2 | 0 | 4 | 2 | 0 | 1 | 12 | |
| Jones | 3-5 | 3-4 | 0-0 | 1-0 | 1 | 2 | 9 | 0 | 1 | 0 | 0 | 15 | |
| Rowe | 0-1 | 0-0 | 0-0 | 0-0 | 0 | 3 | 0 | 0 | 0 | 0 | 0 | 7 | |
| MoPo | 0-0 | 0-0 | 0-0 | 1-2 | 3 | 4 | 0 | 0 | 2 | 0 | 0 | 11 | |
| Team | | | | 2-1 | 3 | | | | | | | | |
| Totals | | 22-63 | 12-29 | 9-17 | 10-16 | 26 | 24 | 65 | 13 | 12 | 1 | 5 | 200 |
| FG% | 1st Hlf | 12-34 | 35.3% | 2nd Hlf | 10-29 | 34.5% | | Game 22-63 | | | | | 34.9% |
| 3FG% | 1st Hlf | 6-15 | 40.0% | 2nd Hlf | 6-14 | 42.9% | | Game 12-29 | | | | | 41.4% |
| FT% | 1st Hlf | 5-11 | 45.5% | 2nd Hlf | 4-6 | 66.7% | | Game 9-17 | | | | | 52.9% |

deadball rebounds: 2

COLORADO (1-1)

| Player | FGs | 3-pt | FT | O-D- | R | F | TP | A | TO | B | S | Min | |
|-----------|---------|-------|-------|---------|-------|-------|----|------------|----|----|---|-----|-------|
| Gordon | f | 6-7 | 0-0 | 1-2 | 2-6 | 8 | 2 | 13 | 2 | 2 | 2 | 0 | 25 |
| Johnson | f | 3-5 | 1-2 | 5-5 | 0-4 | 4 | 2 | 12 | 3 | 1 | 0 | 1 | 25 |
| Scott | f | 5-8 | 0-0 | 5-6 | 2-6 | 8 | 0 | 15 | 1 | 2 | 1 | 0 | 24 |
| Booker | g | 2-6 | 0-2 | 2-2 | 1-2 | 3 | 1 | 6 | 2 | 4 | 0 | 1 | 18 |
| Dinwiddie | g | 2-3 | 0-0 | 9-10 | 1-5 | 6 | 3 | 13 | 1 | 2 | 0 | 1 | 27 |
| Talton | 0-2 | 0-1 | 2-2 | 0-1 | 1 | 3 | 2 | 1 | 1 | 0 | 1 | 11 | |
| Fletcher | 2-2 | 1-1 | 0-1 | 0-4 | 4 | 2 | 5 | 0 | 1 | 0 | 0 | 13 | |
| Nelson | 1-1 | 1-1 | 0-0 | 0-0 | 0 | 3 | 0 | 0 | 0 | 0 | 0 | 3 | |
| Thomas | 3-3 | 1-1 | 2-2 | 0-2 | 2 | 2 | 9 | 2 | 2 | 0 | 1 | 19 | |
| Gamble | 0-1 | 0-1 | 0-0 | 0-1 | 1 | 0 | 0 | 2 | 0 | 0 | 0 | 0+ | |
| Brady | 1-2 | 1-2 | 0-0 | 0-0 | 0 | 0 | 3 | 0 | 0 | 0 | 0 | 3 | |
| Hopkins | 4-7 | 0-2 | 1-2 | 1-3 | 4 | 2 | 9 | 3 | 2 | 2 | 0 | 18 | |
| King | 0-2 | 0-1 | 0-0 | 0-3 | 3 | 0 | 0 | 1 | 0 | 0 | 0 | 5 | |
| Mills | 0-0 | 0-0 | 0-0 | 1-0 | 1 | 0 | 0 | 0 | 0 | 0 | 0 | 3 | |
| Team | | | | 0-0 | 0 | | | | | | | | |
| Totals | | 29-49 | 5-14 | 28-34 | 9-37 | 46 | 18 | 91 | 19 | 18 | 3 | 8 | 200 |
| FG% | 1st Hlf | 15-26 | 57.7% | 2nd Hlf | 14-23 | 60.9% | | Game 29-59 | | | | | 59.2% |
| 3FG% | 1st Hlf | 3-8 | 37.5% | 2nd Hlf | 2-6 | 33.3% | | Game 5-14 | | | | | 35.7% |
| FT% | 1st Hlf | 12-16 | 75.0% | 2nd Hlf | 16-18 | 88.9% | | Game 28-34 | | | | | 82.4% |

deadball rebounds: 1

UT Martin 35 30 65
 Colorado 45 46 91

Officials: Tom O'Neill, Randy McCall, Frank Harvey III
 Technicals: none.
 Attendance: 8408. Fouled out: none.

Game #5 (Nov. 18)
Arkansas State at RV/RV Colorado
Boulder, Colo.

ARKANSAS STATE (2-2)

| Player | FGs | 3-pt | FT | O-D- | R | F | TP | A | TO | B | S | Min | |
|-------------|---------|-------|-------|---------|-------|-------|----|------------|----|----|---|-----|------|
| Van Slyke | f | 5-10 | 0-1 | 5-5 | 2-4 | 6 | 5 | 15 | 0 | 1 | 2 | 0 | 27 |
| Washington | f | 4-9 | 0-0 | 1-1 | 1-1 | 1 | 4 | 9 | 0 | 1 | 0 | 0 | 25 |
| Reed | g | 7-16 | 4-9 | 3-4 | 0-5 | 5 | 2 | 21 | 4 | 4 | 0 | 1 | 34 |
| Johnsel | g | 0-6 | 0-0 | 0-0 | 0-2 | 2 | 3 | 0 | 5 | 0 | 0 | 0 | 23 |
| Johnson III | g | 8-11 | 3-5 | 6-9 | 0-5 | 5 | 2 | 25 | 1 | 3 | 0 | 1 | 31 |
| Golden | 0-2 | 0-0 | 0-0 | 0-1 | 1 | 0 | 0 | 1 | 1 | 0 | 0 | 2 | 21 |
| Dickerson | 0-1 | 0-1 | 0-0 | 0-1 | 1 | 0 | 0 | 0 | 1 | 0 | 0 | 0 | 10 |
| Downs | 0-1 | 0-0 | 0-0 | 1-3 | 4 | 3 | 0 | 5 | 1 | 0 | 1 | 24 | |
| Worsham | 0-2 | 0-0 | 0-0 | 0-0 | 0 | 1 | 0 | 0 | 0 | 1 | 1 | 5 | |
| Team | | | | 1-0 | 1 | | | | | | | | |
| Totals | | 24-58 | 7-19 | 15-19 | 6-24 | 30 | 21 | 70 | 11 | 16 | 4 | 5 | 200 |
| FG% | 1st Hlf | 8-28 | 28.6% | 2nd Hlf | 16-30 | 53.3% | | Game 24-58 | | | | | 41.4 |

Game #7 (Nov. 24)
Harvard at RV/RV Colorado
Boulder, Colo.

HARVARD (1-3)

Table with columns: Player, FGs, 3-pt, FT, O-D-, R, F, TP, A, TO, B, S, Min. Rows include Mounoudou-Missi, Casey, Rivard, Chambers, Saunders, Edosomwan, Curry, Travis, Team, and Totals.

Summary statistics for Harvard: FG%, 3FG%, FT%, deadball rebounds: 1.

COLORADO (6-1)

Table with columns: Player, FGs, 3-pt, FT, O-D-, R, F, TP, A, TO, B, S, Min. Rows include Gordon, Johnson, Scott, Booker, Dinwiddie, Talton, Fletcher, Thomas, Hopkins, King, Team, and Totals.

Summary statistics for Colorado: FG%, 3FG%, FT%, deadball rebounds: 1.

Scoreboard for Game 7: Harvard 42, Colorado 30.

Officials: Gregory Nixon, Darron George, Ryan McDaniel
Technical: none.
Attendance: 9770. Fouled out: none.

Game #10 (Dec. 7)
6/7 Kansas at RV/RV Colorado
Boulder, Colo.

KANSAS (6-2)

Table with columns: Player, FGs, 3-pt, FT, O-D-, R, F, TP, A, TO, B, S, Min. Rows include Black, Ellis, Mason, Seiden Jr., Wiggins, White III, Tharpe, Greene, Embiid, Frankamp, Traylor, Lucas, Team, and Totals.

Summary statistics for Kansas: FG%, 3FG%, FT%, deadball rebounds: 6.

COLORADO (9-1)

Table with columns: Player, FGs, 3-pt, FT, O-D-, R, F, TP, A, TO, B, S, Min. Rows include Johnson, Scott, Booker, Hopkins, Dinwiddie, Talton, Fletcher, Thomas, King, Mills, Team, and Totals.

Summary statistics for Colorado: FG%, 3FG%, FT%, deadball rebounds: 2.

Scoreboard for Game 10: Kansas 30, Colorado 33.

Officials: Mark Whitehead, Larry Spaulding, Darron George
Technical: none.
Attendance: 11113. Fouled out: Embiid.

Game #8 (Nov. 30)
RV/RV Colorado at Air Force
USAFA, Colo.

COLORADO (7-1)

Table with columns: Player, FGs, 3-pt, FT, O-D-, R, F, TP, A, TO, B, S, Min. Rows include Gordon, Johnson, Scott, Booker, Dinwiddie, Talton, Stalzer, Fletcher, Nelson, Thomas, Gamble, Brady, Hopkins, King, Mills, Team, and Totals.

Summary statistics for Colorado: FG%, 3FG%, FT%, deadball rebounds: 2.

AIR FORCE (3-4)

Table with columns: Player, FGs, 3-pt, FT, O-D-, R, F, TP, A, TO, B, S, Min. Rows include Olesinski, Hammonds, Parker, Coggins, Yon, Kocur, Jorgensen, Adler, Long, Graham, Moer, Michael, Kammerer, Team, and Totals.

Summary statistics for Air Force: FG%, 3FG%, FT%, deadball rebounds: 1.

Scoreboard for Game 8: Colorado 32, Air Force 24.

Officials: Randy McCall, Tom O'Neill, K.C. Ely
Technical: none.
Attendance: 5394. Fouled out: Hammonds.

Game #11 (Dec. 13)
Elon at 21/RV Colorado
Boulder, Colo.

ELON (5-5)

Table with columns: Player, FGs, 3-pt, FT, O-D-, R, F, TP, A, TO, B, S, Min. Rows include Beaumont, Troutman, Samson, Hamilton, Koch, Dawkins, Eddy, Blake, Hairston, Sebato, Iseburger, Winters, Team, and Totals.

Summary statistics for Elon: FG%, 3FG%, FT%, deadball rebounds: 2.

COLORADO (10-1)

Table with columns: Player, FGs, 3-pt, FT, O-D-, R, F, TP, A, TO, B, S, Min. Rows include Johnson, Scott, Booker, Hopkins, Dinwiddie, Talton, Fletcher, Thomas, King, Mills, Team, and Totals.

Summary statistics for Colorado: FG%, 3FG%, FT%, deadball rebounds: 7.

Scoreboard for Game 11: Elon 26, Colorado 41.

Officials: Rick Randall, Keith Kamble, Randy Heimerman
Technical: none.
Attendance: 8831. Fouled out: none.

Game #9 (Dec. 3)
RV/RV Colorado at Colorado State
Fort Collins, Colo.

COLORADO (8-1)

Table with columns: Player, FGs, 3-pt, FT, O-D-, R, F, TP, A, TO, B, S, Min. Rows include Gordon, Johnson, Scott, Booker, Dinwiddie, Talton, Stalzer, Fletcher, Thomas, Hopkins, King, Team, and Totals.

Summary statistics for Colorado: FG%, 3FG%, FT%, deadball rebounds: 4.

COLORADO STATE (6-3)

Table with columns: Player, FGs, 3-pt, FT, O-D-, R, F, TP, A, TO, B, S, Min. Rows include Santo, Avila, Bejarano, Octeus, Hurst, Holt, De Ciman, Morgan, Cohn, Team, and Totals.

Summary statistics for Colorado State: FG%, 3FG%, FT%, deadball rebounds: 2.

Scoreboard for Game 9: Colorado 30, Colorado State 37.

Officials: Dick Cartmell, Kelly Self, Tommy Nunez
Technical: none.
Attendance: 8268. Fouled out: Santo, De Ciman, Johnson.

Game #12 (Dec. 21)
No. 7/7 Oklahoma State vs. 20/24 Colorado
Las Vegas, Nev.

OKLAHOMA STATE (11-1)

Table with columns: Player, FGs, 3-pt, FT, O-D-, R, F, TP, A, TO, B, S, Min. Rows include Nash, Williams, Cobbins, Brown, Smart, Clark, Forte, Soucek, Sager, Murphy, Team, and Totals.

Summary statistics for Oklahoma State: FG%, 3FG%, FT%, deadball rebounds: 6.

COLORADO (10-2)

Table with columns: Player, FGs, 3-pt, FT, O-D-, R, F, TP, A, TO, B, S, Min. Rows include Gordon, Johnson, Scott, Booker, Dinwiddie, Talton, Fletcher, Thomas, Hopkins, King, Mills, Team, and Totals.

Summary statistics for Colorado: FG%, 3FG%, FT%, deadball rebounds: 1.

Scoreboard for Game 12: Oklahoma State 32, Colorado 26.

Officials: John Higgins, Rick Randall, Jeff Malham
Technical: none.
Attendance: 5207. Fouled out: Hopkins, Cobbins, Murphy.

Game #13 (Dec. 28)
Georgia vs. 21/24 Colorado
Boulder, Colo.

GEORGIA (6-5)

| Player | FGs | 3-pt | FT | O-D- | R | F | TP | A | TO | B | S | Min |
|------------|-------|------|------|-------|----|----|----|---|----|---|---|-----|
| Thomton f | 3-5 | 0-0 | 3-5 | 3-0 | 3 | 4 | 9 | 0 | 1 | 0 | 0 | 22 |
| Williams f | 2-4 | 0-0 | 0-0 | 2-1 | 3 | 5 | 4 | 0 | 0 | 0 | 1 | 21 |
| Morris f | 5-7 | 1-1 | 0-1 | 0-1 | 1 | 2 | 11 | 1 | 1 | 0 | 0 | 22 |
| Mann g | 3-8 | 1-1 | 4-8 | 0-3 | 3 | 3 | 11 | 3 | 2 | 0 | 3 | 30 |
| Gaines g | 5-12 | 2-4 | 0-0 | 1-1 | 2 | 0 | 12 | 1 | 1 | 1 | 3 | 30 |
| Parker g | 3-5 | 0-0 | 1-2 | 0-0 | 1 | 7 | 1 | 0 | 1 | 0 | 0 | 20 |
| Dixon | 0-0 | 0-0 | 0-0 | 0-0 | 0 | 3 | 0 | 0 | 1 | 0 | 0 | 8 |
| Echols | 0-0 | 0-0 | 0-0 | 0-1 | 1 | 0 | 0 | 0 | 0 | 0 | 0 | 4 |
| Forté | 1-2 | 0-0 | 0-0 | 2-3 | 5 | 1 | 2 | 0 | 3 | 0 | 0 | 5 |
| Geno | 0-0 | 0-0 | 0-0 | 0-0 | 0 | 0 | 0 | 0 | 0 | 0 | 0 | 5 |
| Cannon | 1-3 | 0-0 | 0-0 | 0-0 | 0 | 1 | 2 | 0 | 1 | 0 | 0 | 7 |
| Djurisic | 5-10 | 1-2 | 1-2 | 2-2 | 4 | 4 | 12 | 1 | 0 | 0 | 2 | 26 |
| Team | 0-0 | | 0 | | | | | | | | | |
| Totals | 28-56 | 5-8 | 9-18 | 10-12 | 22 | 24 | 70 | 7 | 10 | 1 | 9 | 200 |

| | | | | | | | | | |
|--------------------|---------|-------|-------|---------|-------|-------|------|-------|-------|
| FG% | 1st Hlf | 14-29 | 48.3% | 2nd Hlf | 14-27 | 51.9% | Game | 28-56 | 50.0% |
| 3FG% | 1st Hlf | 4-6 | 66.7% | 2nd Hlf | 1-2 | 50.0% | Game | 5-8 | 62.5% |
| FT% | 1st Hlf | 3-8 | 37.5% | 2nd Hlf | 6-10 | 60.0% | Game | 9-18 | 50.0% |
| deadball rebounds: | 5 | | | | | | | | |

COLORADO (11-2)

| Player | FGs | 3-pt | FT | O-D- | R | F | TP | A | TO | B | S | Min |
|-------------|-------|------|-------|-------|----|----|----|----|----|---|----|-----|
| Gordon f | 3-3 | 0-0 | 4-4 | 2-4 | 6 | 2 | 10 | 1 | 2 | 1 | 1 | 26 |
| Johnson f | 5-10 | 3-6 | 0-0 | 1-3 | 4 | 2 | 13 | 1 | 2 | 0 | 1 | 26 |
| Scott f | 3-5 | 0-0 | 8-8 | 5-8 | 13 | 4 | 14 | 2 | 1 | 1 | 30 | |
| Booker g | 7-12 | 2-4 | 3-3 | 0-0 | 0 | 1 | 19 | 4 | 2 | 0 | 1 | 31 |
| Dinwiddie g | 4-5 | 2-3 | 7-7 | 0-1 | 1 | 2 | 17 | 2 | 3 | 0 | 1 | 30 |
| Talton | 0-3 | 0-2 | 0-0 | 0-1 | 1 | 1 | 0 | 0 | 0 | 0 | 0 | 9 |
| Stalzer | 0-0 | 0-0 | 0-0 | 0-0 | 0 | 0 | 0 | 0 | 1 | 0 | 0 | 1 |
| Fletcher | 0-3 | 0-2 | 2-2 | 0-1 | 1 | 0 | 2 | 1 | 0 | 0 | 0 | 13 |
| Nelson | 0-0 | 0-0 | 0-0 | 0-0 | 0 | 0 | 0 | 0 | 0 | 0 | 0 | 1 |
| Thomas | 1-1 | 0-0 | 2-2 | 2-2 | 4 | 1 | 4 | 1 | 1 | 1 | 0 | 10 |
| Gamble | 0-0 | 0-0 | 0-0 | 0-1 | 1 | 0 | 0 | 0 | 0 | 0 | 0 | 1 |
| Hopkins | 2-7 | 1-3 | 0-0 | 2-1 | 3 | 3 | 5 | 0 | 0 | 0 | 1 | 18 |
| King | 0-0 | 0-0 | 0-0 | 0-0 | 0 | 0 | 0 | 0 | 0 | 0 | 0 | 1 |
| Mills | 0-0 | 0-0 | 0-0 | 0-0 | 0 | 0 | 0 | 0 | 1 | 0 | 0 | 3 |
| Team | 0-0 | | 0 | | | | | | | | | |
| Totals | 25-49 | 8-20 | 26-26 | 12-22 | 34 | 16 | 84 | 11 | 14 | 3 | 6 | 200 |

| | | | | | | | | | |
|--------------------|---------|-------|-------|---------|-------|-------|------|-------|-------|
| FG% | 1st Hlf | 14-29 | 48.3% | 2nd Hlf | 11-20 | 55.0% | Game | 25-49 | 51.0% |
| 3FG% | 1st Hlf | 6-11 | 54.5% | 2nd Hlf | 2-9 | 22.2% | Game | 6-22 | 40.0% |
| FT% | 1st Hlf | 12-12 | 100% | 2nd Hlf | 14-14 | 100% | Game | 26-26 | 100% |
| deadball rebounds: | 0 | | | | | | | | |

| | | | |
|----------|----|----|----|
| Georgia | 35 | 35 | 70 |
| Colorado | 46 | 38 | 84 |

Officials: Chris Rastatter, Tony Padilla, Mike Scyphers
 Technicals: none.

Game #16 (Jan. 8)
15/17 Colorado at Washington State
Spokane, Wash.

COLORADO (14-2, 3-0)

| Player | FGs | 3-pt | FT | O-D- | R | F | TP | A | TO | B | S | Min |
|-------------|-------|------|-------|------|----|----|----|---|----|---|---|-----|
| Gordon f | 2-5 | 0-0 | 1-2 | 3-3 | 6 | 1 | 5 | 0 | 3 | 1 | 0 | 28 |
| Johnson f | 4-8 | 0-1 | 6-10 | 1-2 | 3 | 3 | 14 | 1 | 0 | 0 | 0 | 34 |
| Scott f | 8-12 | 0-0 | 3-4 | 3-6 | 9 | 2 | 19 | 0 | 1 | 1 | 0 | 41 |
| Booker g | 2-12 | 1-4 | 13-14 | 0-4 | 4 | 3 | 18 | 3 | 1 | 0 | 2 | 38 |
| Dinwiddie g | 2-5 | 1-3 | 1-4 | 0-2 | 2 | 1 | 6 | 2 | 0 | 0 | 2 | 38 |
| Talton | 1-3 | 1-2 | 0-0 | 0-4 | 4 | 0 | 3 | 2 | 0 | 0 | 1 | 16 |
| Fletcher | 1-3 | 0-2 | 2-2 | 0-2 | 2 | 0 | 4 | 0 | 0 | 1 | 0 | 9 |
| Thomas | 1-1 | 0-0 | 0-0 | 0-0 | 0 | 2 | 0 | 0 | 0 | 0 | 0 | 5 |
| Hopkins | 0-1 | 0-1 | 0-2 | 0-2 | 2 | 3 | 0 | 0 | 0 | 0 | 0 | 15 |
| King | 0-1 | 0-0 | 0-0 | 0-0 | 0 | 0 | 0 | 0 | 0 | 0 | 0 | 1 |
| Team | 0-2 | | 2 | | | | | | | | | |
| Totals | 21-51 | 3-13 | 26-38 | 7-27 | 34 | 13 | 71 | 8 | 6 | 3 | 5 | 225 |

| | | | | | | | | | | | | |
|--------------------|---------|-------|-------|---------|------|-------|----|-----|-------|------|-------|-------|
| FG% | 1st Hlf | 8-20 | 40.0% | 2nd Hlf | 8-23 | 34.8% | OT | 5-8 | 62.5% | Game | 21-51 | 41.2% |
| 3FG% | 1st Hlf | 0-5 | 0.0% | 2nd Hlf | 3-8 | 37.5% | OT | 0-0 | 0.0% | Game | 3-13 | 23.1% |
| FT% | 1st Hlf | 12-14 | 85.7% | 2nd Hlf | 9-16 | 56.3% | OT | 5-8 | 62.5% | Game | 26-38 | 68.4% |
| deadball rebounds: | 7, 1 | | | | | | | | | | | |

WASHINGTON STATE (7-8, 0-3)

| Player | FGs | 3-pt | FT | O-D- | R | F | TP | A | TO | B | S | Min |
|---------------|-------|-------|-----|------|----|----|----|----|----|---|---|-----|
| Shelton f | 6-11 | 1-3 | 1-1 | 0-12 | 12 | 3 | 14 | 3 | 2 | 0 | 0 | 38 |
| Railey c | 0-3 | 0-0 | 0-0 | 0-0 | 0 | 2 | 0 | 1 | 1 | 0 | 0 | 7 |
| Kerich-Drew g | 8-12 | 6-8 | 2-2 | 2-2 | 4 | 4 | 24 | 0 | 2 | 1 | 0 | 42 |
| Woolfride g | 4-14 | 2-4 | 0-0 | 0-3 | 3 | 3 | 10 | 11 | 1 | 0 | 3 | 42 |
| Inreob g | 4-9 | 2-5 | 0-0 | 0-0 | 0 | 4 | 10 | 0 | 2 | 0 | 0 | 21 |
| Johnson | 2-3 | 2-3 | 0-0 | 1-3 | 4 | 1 | 6 | 0 | 2 | 0 | 0 | 25 |
| Dilorio | 0-1 | 0-0 | 0-0 | 1-0 | 1 | 1 | 0 | 0 | 0 | 0 | 0 | 9 |
| Longrus | 2-5 | 0-0 | 0-0 | 0-4 | 4 | 4 | 2 | 0 | 1 | 1 | 3 | 31 |
| Hawkinson | 1-2 | 0-0 | 0-0 | 1-2 | 3 | 0 | 2 | 0 | 0 | 0 | 0 | 10 |
| Team | 0-4 | | 4 | | | | | | | | | |
| Total | 27-60 | 13-23 | 3-3 | 5-28 | 33 | 22 | 70 | 17 | 11 | 2 | 4 | 225 |

| | | | | | | | | | | | | |
|--------------------|---------|-------|-------|---------|------|-------|----|------|-------|------|-------|-------|
| FG% | 1st Hlf | 13-27 | 48.1% | 2nd Hlf | 8-23 | 34.8% | OT | 6-10 | 60.0% | Game | 27-60 | 45.0% |
| 3FG% | 1st Hlf | 7-11 | 63.6% | 2nd Hlf | 4-8 | 50.0% | OT | 2-4 | 50.0% | Game | 13-23 | 56.5% |
| FT% | 1st Hlf | 1-1 | 100% | 2nd Hlf | 2-2 | 100% | OT | 0-0 | 0.0% | Game | 3-3 | 100% |
| deadball rebounds: | 0 | | | | | | | | | | | |

| | | | | |
|------------------|----|----|----|----|
| Colorado | 28 | 28 | 15 | 71 |
| Washington State | 34 | 22 | 14 | 70 |

Officials: Chris Rastatter, Rick Batsell, Scott Brown
 Technicals: none.
 Attendance: 3122. Fouled out: none.

Game #14 (Jan. 2)
Oregon State vs. 20/24 Colorado
Boulder, Colo.

OREGON STATE (8-5, 0-1)

| Player | FGs | 3-pt | FT | O-D- | R | F | TP | A | TO | B | S | Min |
|-----------------|-------|------|-------|-------|----|----|----|----|----|---|---|-----|
| Collier f | 3-7 | 0-0 | 2-3 | 4-4 | 8 | 2 | 8 | 2 | 3 | 1 | 0 | 22 |
| Brandt f | 2-7 | 0-2 | 0-0 | 2-3 | 5 | 5 | 4 | 1 | 0 | 0 | 0 | 24 |
| Barton g | 0-4 | 0-1 | 0-0 | 0-0 | 0 | 1 | 0 | 0 | 2 | 0 | 0 | 13 |
| Morris-Walker g | 2-2 | 2-2 | 0-0 | 1-3 | 4 | 3 | 6 | 0 | 1 | 0 | 0 | 19 |
| Nelson g | 5-14 | 3-5 | 10-10 | 0-3 | 3 | 0 | 23 | 2 | 3 | 0 | 0 | 32 |
| Robbins | 0-2 | 0-0 | 0-0 | 0-0 | 0 | 0 | 0 | 0 | 0 | 0 | 0 | 1 |
| Cooke | 1-2 | 1-2 | 1-2 | 0-0 | 0 | 3 | 4 | 1 | 0 | 0 | 2 | 23 |
| N'diaye | 0-0 | 0-0 | 0-0 | 0-1 | 1 | 0 | 0 | 0 | 0 | 0 | 0 | 0+ |
| Duvivier | 2-3 | 2-2 | 0-0 | 0-0 | 0 | 6 | 0 | 0 | 0 | 0 | 0 | 12 |
| Gomis | 2-3 | 0-0 | 0-0 | 2-2 | 4 | 4 | 4 | 0 | 3 | 0 | 0 | 17 |
| Moreland | 1-3 | 0-0 | 0-0 | 3-7 | 10 | 1 | 2 | 1 | 4 | 1 | 0 | 27 |
| Schaftenaar | 0-1 | 0-1 | 0-0 | 0-1 | 1 | 1 | 0 | 0 | 0 | 0 | 0 | 3 |
| Reid | 0-0 | 0-0 | 1-2 | 0-0 | 0 | 0 | 1 | 1 | 0 | 0 | 0 | 7 |
| Team | 0-1 | | 1 | | | | | | | | | |
| Totals | 18-48 | 8-15 | 14-17 | 12-25 | 37 | 20 | 58 | 10 | 17 | 2 | 3 | 200 |

| | | | | | | | | | |
|--------------------|---------|------|-------|---------|-------|-------|------|-------|-------|
| FG% | 1st Hlf | 8-23 | 34.8% | 2nd Hlf | 10-25 | 40.0% | Game | 18-48 | 37.5% |
| 3FG% | 1st Hlf | 3-4 | 75.0% | 2nd Hlf | 5-11 | 45.5% | Game | 8-15 | 53.3% |
| FT% | 1st Hlf | 4-5 | 80.0% | 2nd Hlf | 10-12 | 83.3% | Game | 14-17 | 82.4% |
| deadball rebounds: | 0, 1 | | | | | | | | |

COLORADO (12-2, 1-0)

| Player | FGs | 3-pt | FT | O-D- | R | F | TP | A | TO | B | S | Min |
|-------------|-------|------|-------|-------|----|----|----|----|----|---|---|-----|
| Gordon f | 2-4 | 0-0 | 1-2 | 2-0 | 2 | 3 | 5 | 0 | 0 | 2 | 0 | 20 |
| Johnson f | 3-10 | 0-3 | 3-5 | 2-7 | 9 | 1 | 9 | 0 | 1 | 1 | 0 | 33 |
| Scott f | 5-11 | 0-0 | 3-6 | 2-7 | 10 | 1 | 13 | 0 | 2 | 3 | 1 | 37 |
| Booker g | 3-10 | 1-5 | 6-6 | 1-3 | 4 | 1 | 13 | 2 | 1 | 0 | 4 | 31 |
| Dinwiddie g | 2-9 | 2-7 | 3-4 | 0-3 | 3 | 4 | 9 | 5 | 1 | 0 | 3 | 34 |
| Talton | 1-2 | 0-1 | 0-0 | 2-0 | 2 | 1 | 2 | 1 | 0 | 0 | 1 | 13 |
| Thomas | 0-1 | 0-0 | 0-2 | 1-1 | 2 | 2 | 2 | 0 | 0 | 0 | 0 | 11 |
| Hopkins | 5-8 | 2-4 | 1-2 | 1-0 | 1 | 2 | 13 | 0 | 2 | 0 | 0 | 21 |
| Team | 1-0 | | 1 | | | | | | | | | |
| Totals | 21-55 | 5-20 | 17-27 | 13-21 | 34 | 15 | 64 | 10 | 7 | 6 | 9 | 200 |

| | | | | | | | | | |
|------|---------|------|-------|---------|-------|-------|------|-------|-------|
| FG% | 1st Hlf | 9-26 | 34.6% | 2nd Hlf | 12-29 | 41.4% | Game | 21-55 | 38.2% |
| 3FG% | 1st Hlf | 4-13 | 30.8% | 2nd Hlf | 1-7 | | | | |

Game #19 (Jan. 18)
USC at 21/22 Colorado
Boulder, Colo.

USC (9-9, 0-5)

| Player | FGs | 3-pt | FT | O-D- | R | F | TP | A | TO | B | S | Min |
|------------|--------|------|-------|------|----|----|----|---|----|---|---|-----|
| Jovanovic | f 1-4 | 0-2 | 0-0 | 1-0 | 1 | 1 | 2 | 2 | 2 | 0 | 0 | 15 |
| Oraby | f 6-9 | 0-0 | 4-4 | 3-3 | 6 | 5 | 16 | 0 | 1 | 1 | 0 | 24 |
| Howard | g 2-8 | 0-3 | 1-1 | 0-1 | 1 | 1 | 5 | 3 | 1 | 0 | 0 | 33 |
| Jacobs | g 0-3 | 0-2 | 4-4 | 0-3 | 3 | 0 | 4 | 2 | 1 | 0 | 3 | 25 |
| Wesley | g 3-14 | 0-1 | 3-4 | 0-4 | 4 | 1 | 9 | 2 | 1 | 1 | 2 | 29 |
| Prince | 3-1 | 0-0 | 2-2 | 0-0 | 0 | 0 | 4 | 0 | 0 | 0 | 0 | 5 |
| Bryan | 0-0 | 0-0 | 0-0 | 0-0 | 0 | 0 | 0 | 1 | 0 | 0 | 0 | 0 |
| Dukes | 1-2 | 0-1 | 0-0 | 0-0 | 0 | 1 | 2 | 0 | 0 | 1 | 0 | 8 |
| Gavrilovic | 1-2 | 0-1 | 0-0 | 0-1 | 1 | 2 | 2 | 0 | 1 | 0 | 0 | 18 |
| Taylor | 0-2 | 0-1 | 0-0 | 0-1 | 1 | 1 | 0 | 0 | 0 | 0 | 1 | 4 |
| Terrell | 5-9 | 4-5 | 2-2 | 1-2 | 3 | 1 | 16 | 0 | 3 | 1 | 0 | 24 |
| Munoz | 0-0 | 0-0 | 0-0 | 0-0 | 0 | 0 | 0 | 0 | 0 | 0 | 0 | 2 |
| Haley | 1-2 | 0-0 | 0-0 | 0-2 | 2 | 2 | 2 | 0 | 0 | 0 | 0 | 13 |
| Team | | | | 0-1 | 1 | 1 | | | | | | |
| Totals | 21-57 | 4-16 | 16-17 | 5-18 | 23 | 16 | 62 | 9 | 11 | 3 | 6 | 200 |

FG% 1st Hlf 8-26 30.8% 2nd Hlf 13-31 41.9% Game 21-57 36.8%
 3FG% 1st Hlf 1-8 12.5% 2nd Hlf 3-8 37.5% Game 4-16 25.0%
 FT % 1st Hlf 6-6 100% 2nd Hlf 10-11 90.9% Game 16-17 94.1%
 deadball rebounds: 0

COLORADO (15-4, 4-2)

| Player | FGs | 3-pt | FT | O-D- | R | F | TP | A | TO | B | S | Min |
|---------|--------|------|-------|-------|----|----|----|----|----|----|---|-----|
| Gordon | f 2-3 | 1-2 | 0-0 | 4-4 | 8 | 1 | 5 | 2 | 2 | 5 | 1 | 22 |
| Johnson | f 4-9 | 1-1 | 1-1 | 0-1 | 1 | 0 | 10 | 0 | 0 | 1 | 0 | 23 |
| Scott | f 8-13 | 0-0 | 4-4 | 2-5 | 7 | 1 | 20 | 0 | 0 | 2 | 1 | 24 |
| Booker | g 3-5 | 1-2 | 6-6 | 0-4 | 4 | 1 | 13 | 6 | 2 | 1 | 1 | 25 |
| Hopkins | g 3-7 | 0-3 | 4-4 | 0-3 | 3 | 1 | 0 | 0 | 0 | 0 | 2 | 20 |
| Talton | 1-3 | 0-2 | 0-0 | 0-2 | 2 | 2 | 2 | 3 | 0 | 0 | 1 | 18 |
| Stalzer | 1-3 | 1-1 | 1-2 | 1-5 | 6 | 0 | 4 | 1 | 2 | 0 | 0 | 20 |
| Nelson | 0-0 | 0-0 | 0-0 | 0-0 | 0 | 0 | 0 | 0 | 0 | 0 | 0 | 0 |
| Thomas | 3-4 | 0-1 | 1-3 | 1-1 | 2 | 4 | 7 | 0 | 3 | 0 | 0 | 18 |
| Gamble | 1-1 | 1-1 | 0-0 | 0-0 | 0 | 0 | 3 | 0 | 0 | 0 | 0 | 3 |
| King | 1-6 | 1-3 | 2-2 | 1-1 | 2 | 4 | 5 | 3 | 0 | 0 | 2 | 16 |
| Mills | 2-3 | 0-0 | 0-0 | 1-4 | 5 | 1 | 4 | 0 | 1 | 1 | 0 | 11 |
| Team | | | | 1-2 | 3 | 2 | | | | | | |
| Total | 29-57 | 6-16 | 19-22 | 11-32 | 43 | 15 | 83 | 15 | 12 | 10 | 8 | 200 |

FG% 1st Hlf 15-31 48.4% 2nd Hlf 14-26 53.8% Game 29-57 50.9%
 3FG% 1st Hlf 3-10 30.0% 2nd Hlf 3-6 50.0% Game 6-16 37.5%
 FT % 1st Hlf 7-7 100% 2nd Hlf 12-15 80.0% Game 19-22 86.4%
 deadball rebounds: 2

USC 23 39 62
 Colorado 40 43 83

Officials: Mike Reed, Tommy Nunez, Deldre Carr
 Technicals: USC-TEAM.
 Attendance: 9583. Fouled out: Oraby.

Game #22 (Feb. 1)
Utah at -RV Colorado
Boulder, Colo.

UTAH (14-7, 3-6)

| Player | FGs | 3-pt | FT | O-D- | R | F | TP | A | TO | B | S | Min |
|-----------|--------|-------|-------|-------|----|----|----|----|----|---|---|-----|
| Loveridge | f 2-11 | 0-5 | 0-0 | 1-3 | 4 | 1 | 4 | 5 | 0 | 0 | 1 | 38 |
| Bachynski | c 2-2 | 0-0 | 1-1 | 1-1 | 2 | 3 | 5 | 1 | 2 | 1 | 0 | 13 |
| Taylor | g 6-13 | 5-9 | 0-0 | 0-0 | 0 | 0 | 17 | 1 | 1 | 0 | 0 | 38 |
| Tucker | g 3-5 | 3-5 | 2-2 | 0-2 | 2 | 2 | 11 | 1 | 0 | 0 | 0 | 25 |
| Wright | g 5-12 | 1-2 | 6-6 | 1-2 | 3 | 5 | 17 | 11 | 3 | 0 | 7 | 43 |
| Pnwaw | 0-0 | 0-0 | 0-0 | 0-0 | 0 | 0 | 0 | 0 | 0 | 0 | 0 | 4 |
| Lenz | 2-5 | 0-0 | 1-2 | 2-0 | 2 | 2 | 5 | 0 | 0 | 0 | 0 | 13 |
| Fields | 4-6 | 1-2 | 0-0 | 0-1 | 1 | 3 | 9 | 2 | 1 | 0 | 1 | 16 |
| Eastman | 0-0 | 0-0 | 0-0 | 0-0 | 0 | 0 | 0 | 0 | 0 | 0 | 0 | 1 |
| Ogbe | 1-3 | 1-1 | 0-0 | 0-1 | 1 | 2 | 3 | 0 | 2 | 0 | 0 | 9 |
| Olsen | 2-6 | 0-0 | 0-0 | 5-3 | 8 | 5 | 4 | 0 | 3 | 3 | 0 | 25 |
| Team | | | | 1-0 | 1 | 1 | | | | | | |
| Totals | 27-63 | 11-24 | 10-11 | 11-13 | 24 | 23 | 75 | 21 | 12 | 4 | 9 | 225 |

FG% 1st Hlf 12-28 42.9% 2nd Hlf 11-23 47.8% OT 4-12 33.3% Game 27-63 42.9%
 3FG% 1st Hlf 5-9 55.6% 2nd Hlf 4-8 50.0% OT 2-7 28.6% Game 11-24 45.8%
 FT % 1st Hlf 8-8 100% 2nd Hlf 2-3 66.7% OT 0-0 0.0% Game 10-11 90.9%
 deadball rebounds: 1

COLORADO (16-6, 5-4)

| Player | FGs | 3-pt | FT | O-D- | R | F | TP | A | TO | B | S | Min |
|---------|--------|------|-------|-------|----|----|----|----|----|---|---|-----|
| Gordon | f 5-9 | 1-2 | 1-2 | 3-3 | 6 | 0 | 12 | 0 | 1 | 0 | 0 | 36 |
| Johnson | f 2-6 | 0-2 | 7-10 | 4-6 | 10 | 3 | 11 | 2 | 2 | 0 | 2 | 37 |
| Scott | f 6-11 | 0-0 | 8-8 | 5-5 | 10 | 2 | 20 | 0 | 2 | 3 | 1 | 40 |
| Booker | g 5-16 | 1-6 | 7-10 | 2-6 | 8 | 0 | 18 | 7 | 4 | 0 | 1 | 43 |
| Hopkins | g 0-1 | 0-1 | 0-0 | 1-0 | 1 | 2 | 0 | 0 | 3 | 0 | 0 | 5 |
| Talton | 5-8 | 4-5 | 0-0 | 0-3 | 3 | 2 | 14 | 1 | 1 | 2 | 1 | 22 |
| Stalzer | 2-4 | 0-1 | 0-0 | 0-0 | 0 | 1 | 4 | 1 | 0 | 0 | 1 | 22 |
| Thomas | 0-1 | 0-1 | 0-0 | 1-0 | 1 | 3 | 0 | 1 | 0 | 0 | 0 | 13 |
| King | 0-0 | 0-0 | 0-0 | 0-1 | 1 | 0 | 0 | 0 | 0 | 0 | 0 | 4 |
| Mills | 0-0 | 0-0 | 0-0 | 1-0 | 1 | 0 | 0 | 1 | 0 | 0 | 0 | 3 |
| Team | | | | 0-1 | 1 | 1 | | | | | | |
| Total | 25-56 | 6-18 | 23-30 | 17-25 | 42 | 13 | 79 | 15 | 15 | 5 | 6 | 225 |

FG% 1st Hlf 12-24 50.0% 2nd Hlf 10-29 34.5% OT 3-3 100% Game 25-56 44.6%
 3FG% 1st Hlf 3-8 37.5% 2nd Hlf 2-9 22.2% OT 1-1 100% Game 6-18 33.3%
 FT % 1st Hlf 4-6 66.7% 2nd Hlf 12-14 85.7% OT 7-10 70.0% Game 23-30 76.7%
 deadball rebounds: 8

Utah 37 28 10 75
 Colorado 31 34 14 79

Officials: Verne Harris, Ken Ditty, Brett Nansel
 Technicals: none.
 Attendance: 9607. Fouled out: Olsen, Wright.

Game #20 (Jan. 23)
RV/RV Colorado at 1/1 Arizona
Tucson, Ariz.

COLORADO (15-5, 4-3)

| Player | FGs | 3-pt | FT | O-D- | R | F | TP | A | TO | B | S | Min |
|---------|--------|------|-------|-------|----|----|----|---|----|---|---|-----|
| Gordon | f 0-6 | 0-0 | 0-0 | 3-3 | 6 | 1 | 0 | 0 | 2 | 2 | 0 | 24 |
| Johnson | f 7-12 | 4-5 | 3-3 | 1-1 | 2 | 3 | 21 | 0 | 3 | 0 | 0 | 34 |
| Scott | f 5-11 | 0-0 | 5-5 | 3-8 | 11 | 2 | 15 | 0 | 3 | 0 | 1 | 35 |
| Booker | g 4-13 | 0-3 | 3-4 | 0-3 | 3 | 1 | 11 | 4 | 2 | 0 | 1 | 34 |
| Hopkins | g 1-5 | 0-2 | 0-0 | 1-1 | 2 | 1 | 2 | 1 | 2 | 0 | 0 | 22 |
| Talton | 1-1 | 0-0 | 2-2 | 0-0 | 0 | 1 | 4 | 1 | 5 | 0 | 0 | 16 |
| Stalzer | 0-0 | 0-0 | 0-0 | 0-0 | 0 | 4 | 0 | 0 | 0 | 0 | 0 | 6 |
| Thomas | 2-4 | 0-1 | 0-0 | 0-4 | 4 | 2 | 4 | 0 | 0 | 0 | 0 | 23 |
| King | 0-0 | 0-0 | 0-0 | 1-1 | 1 | 0 | 0 | 0 | 0 | 0 | 0 | 6 |
| Team | | | | 2-1 | 3 | 1 | | | | | | |
| Totals | 20-52 | 4-11 | 13-14 | 10-22 | 32 | 15 | 57 | 6 | 16 | 2 | 2 | 200 |

FG% 1st Hlf 8-27 29.6% 2nd Hlf 12-25 48.0% Game 20-52 38.5%
 3FG% 1st Hlf 1-3 33.3% 2nd Hlf 3-8 37.5% Game 4-11 36.4%
 FT % 1st Hlf 7-7 100% 2nd Hlf 6-7 85.7% Game 13-14 92.9%
 deadball rebounds: 1

ARIZONA (19-0, 6-0)

| Player | FGs | 3-pt | FT | O-D- | R | F | TP | A | TO | B | S | Min |
|------------------|--------|------|------|-------|----|----|----|----|----|---|---|-----|
| Gordon | f 6-12 | 0-1 | 0-0 | 1-3 | 4 | 2 | 12 | 3 | 0 | 0 | 2 | 32 |
| Ashley | f 6-7 | 1-1 | 2-2 | 0-4 | 4 | 3 | 15 | 1 | 3 | 1 | 2 | 31 |
| Tarczewski | c 3-4 | 0-0 | 1-2 | 3-5 | 8 | 2 | 7 | 2 | 0 | 1 | 0 | 26 |
| McConnell | g 1-5 | 0-2 | 0-1 | 1-2 | 3 | 3 | 2 | 3 | 1 | 1 | 2 | 30 |
| Johnson | g 7-14 | 0-3 | 4-6 | 2-1 | 3 | 1 | 18 | 3 | 2 | 1 | 0 | 33 |
| York | 3-9 | 2-7 | 1-2 | 0-2 | 2 | 1 | 9 | 3 | 0 | 0 | 0 | 21 |
| Mayes | 1-2 | 0-0 | 0-1 | 0-0 | 0 | 0 | 2 | 0 | 0 | 0 | 0 | 2 |
| Hollis-Jefferson | 2-6 | 0-1 | 0-0 | 2-3 | 5 | 3 | 4 | 1 | 1 | 1 | 2 | 25 |
| Team | | | | 2-1 | 3 | 1 | | | | | | |
| Total | 29-59 | 3-15 | 8-14 | 11-21 | 32 | 16 | 69 | 16 | 7 | 5 | 8 | 200 |

FG% 1st Hlf 15-37 40.5% 2nd Hlf 12-22 54.5% Game 29-59 49.2%
 3FG% 1st Hlf 3-11 27.3% 2nd Hlf 0-4 0.0% Game 3-15 20.0%
 FT % 1st Hlf 2-4 50.0% 2nd Hlf 6-10 60.0% Game 8-14 57.1%
 deadball rebounds: 3, 1

Colorado 24 33 57
 Arizona 39 30 69

Officials: Dick Cartmel, John Higgins, Larry Spaulding
 Technicals: none.
 Attendance: 14545. Fouled out: none.

Game #23 (Feb. 5)
Washington State at Colorado
Boulder, Colo.

WASHINGTON STATE (9-13, 2-8)

| Player | FGs | 3-pt | FT | O-D- | R | F | TP | A | TO | B | S | Min |
|--------------|---------|-------|------|------|----|----|----|----|----|---|---|-----|
| Longrus | f 1-2 | 0-0 | 0-0 | 1-2 | 3 | 4 | 2 | 1 | 1 | 0 | 0 | 24 |
| Shelton | f 2-6 | 1-3 | 0-2 | 1-10 | 11 | 3 | 5 | 4 | 1 | 1 | 3 | 29 |
| Woolridge | g 1-1 | 0-0 | 0-0 | 0-0 | 0 | 1 | 2 | 1 | 4 | 0 | 0 | 20 |
| Lacy | g 10-19 | 8-13 | 6-6 | 1-2 | 3 | 1 | 34 | 2 | 2 | 0 | 0 | 37 |
| Johnson | g 2-11 | 2-7 | 2-2 | 0-2 | 2 | 3 | 8 | 1 | 1 | 0 | 1 | 29 |
| Iroegbu | 4-6 | 2-3 | 0-0 | 0-3 | 3 | 1 | 10 | 6 | 3 | 0 | 1 | 23 |
| Dilorio | 0-0 | 0-0 | 0-0 | 0-1 | 1 | 0 | 0 | 0 | 0 | 0 | 0 | 3 |
| Kernich-Drew | 0-2 | 0-1 | 0-0 | 0-0 | 0 | 3 | 0 | 0 | 2 | 0 | 0 | 11 |
| Ralley | 1-2 | 0-0 | 0-2 | 0-0 | 2 | 2 | 2 | 0 | 1 | 1 | 1 | 17 |
| Hawkinson | 0-0 | 0-0 | 0-0 | 0-0 | 0 | 1 | 0 | 0 | 1 | 0 | 0 | 7 |
| Team | | | | 2-1 | 3 | 1 | | | | | | |
| Totals | 21-49 | 13-27 | 8-12 | 7-21 | 28 | 22 | 63 | 15 | 17 | 2 | 6 | 200 |

FG% 1st Hlf 8-20 40.0% 2nd Hlf 13-29 44.8% Game 21-49 42.9%
 3FG% 1st Hlf 4-12 33.3% 2nd Hlf 9-15 60.0% Game 13-27 48.1%
 FT % 1st Hlf 0-2 0.0% 2nd Hlf 8-10 80.0% Game 8-12 66.7%
 deadball rebounds: 3

COLORADO (17-6, 6-4)

| Player | FGs | 3-pt | FT | O-D- | R | F | TP | A | TO | B | S | Min |
|---------|--------|------|------|------|----|---|----|---|----|---|---|-----|
| Gordon | f 2-8 | 0-1 | 4-4 | 4-6 | 10 | 1 | 8 | 1 | 1 | 4 | 0 | 31 |
| Johnson | f 7-14 | 1-5 | 5-11 | 2-7 | 9 | 2 | 20 | 0 | 3 | 1 | 2 | 33 |
| Scott | f 0-3 | 0-0 | 1-2 | 0-1 | 1 | 1 | 1 | 0 | 1 | 0 | 0 | 32 |
| Booker | g 9-12 | 2-3 | 6-8 | 1-3 | 4 | 2 | 26 | 5 | 3 | 0 | 3 | 33 |
| Talton | g 1-2 | 1-2 | 0-0 | 0-0 | 0 | 4 | 3 | 1 | 0 | 0 | 0 | 14 |
| Stalzer | 0-0 | 0-0 | 0-0 | 0-0 | 0 | 1 | 0 | 0 | 0 | 0 | 0 | 4 |
| Thomas | 1-2 | 1-1 | 0-0 | 1-0 | 1 | 1 | 3 | 0 | 2 | 0 | 1 | 17 |
| Hopkins | 1-4 | 1-3 | 2-2 | 2-2 | 4 | 0 | 5 | 2 | 2 | 0 | 2 | 20 |
| King | 1-5 | 0-3 | 0-0 | 0-3 | 3 | 1 | 2 | 0 | 0 | 0 | 0 | 16 |
| Team | | | | 0-0 | 0 | 0 | | | | | | |

Game #25 (Feb. 13)

-/RV Colorado at RV/RV UCLA Los Angeles, Calif.

COLORADO (18-7, 7-5)

| Player | FGs | 3-pt | FT | O-D- | R | F | TP | A | TO | B | S | Min |
|---------|--------|------|-------|------|----|----|----|----|----|---|---|-----|
| Johnson | f 5-12 | 2-7 | 2-4 | 1-8 | 9 | 1 | 14 | 0 | 0 | 1 | 0 | 36 |
| Thomas | f 1-5 | 0-1 | 2-2 | 2-2 | 4 | 4 | 4 | 1 | 3 | 0 | 2 | 27 |
| Scott | f 8-12 | 0-0 | 4-5 | 2-3 | 5 | 1 | 20 | 2 | 3 | 1 | 1 | 37 |
| Booker | g 6-16 | 2-7 | 2-2 | 0-0 | 0 | 3 | 16 | 12 | 2 | 0 | 2 | 37 |
| Talton | g 3-6 | 3-5 | 1-2 | 0-2 | 2 | 1 | 10 | 0 | 4 | 0 | 2 | 29 |
| Stalzer | 1-1 | 0-0 | 0-0 | 0-1 | 1 | 2 | 0 | 0 | 0 | 0 | 0 | 6 |
| Hopkins | 4-7 | 0-1 | 0-0 | 0-0 | 2 | 8 | 2 | 0 | 0 | 0 | 0 | 21 |
| King | 0-2 | 0-2 | 0-0 | 0-1 | 1 | 0 | 0 | 0 | 0 | 0 | 0 | 4 |
| Mills | 0-0 | 0-0 | 0-0 | 0-1 | 1 | 0 | 0 | 0 | 0 | 0 | 0 | 3 |
| Team | | | 3-1 | 4 | | | | | | | | |
| Totals | 28-61 | 7-23 | 11-15 | 8-19 | 27 | 13 | 74 | 17 | 12 | 2 | 7 | 200 |

| | | | | | | | | | |
|------|---------|-------|-------|---------|-------|-------|------|-------|-------|
| FG% | 1st Hlf | 16-29 | 55.2% | 2nd Hlf | 12-32 | 37.5% | Game | 28-61 | 45.9% |
| 3FG% | 1st Hlf | 4-8 | 50.0% | 2nd Hlf | 3-15 | 20.0% | Game | 7-23 | 30.4% |
| FT% | 1st Hlf | 4-5 | 80.0% | 2nd Hlf | 7-10 | 70.0% | Game | 11-15 | 73.3% |

UCLA (19-5, 8-3)

| Player | FGs | 3-pt | FT | O-D- | R | F | TP | A | TO | B | S | Min |
|----------|--------|-------|-------|------|----|----|----|----|----|---|---|-----|
| Wear, D. | f 3-6 | 1-3 | 0-0 | 0-2 | 2 | 3 | 7 | 0 | 0 | 0 | 0 | 22 |
| Wear, T. | f 6-6 | 1-1 | 0-0 | 3-4 | 7 | 1 | 13 | 0 | 0 | 3 | 1 | 30 |
| Adams | g 6-13 | 0-5 | 5-5 | 2-5 | 7 | 2 | 17 | 4 | 3 | 0 | 3 | 34 |
| Powell | g 4-8 | 2-4 | 0-0 | 0-3 | 3 | 2 | 10 | 4 | 1 | 0 | 2 | 27 |
| Anderson | g 7-12 | 2-2 | 6-7 | 0-7 | 7 | 0 | 22 | 11 | 1 | 1 | 0 | 36 |
| Bail | 0-0 | 0-0 | 0-0 | 0-0 | 0 | 0 | 0 | 0 | 0 | 0 | 0 | 2 |
| LaVine | 1-6 | 1-2 | 0-0 | 0-1 | 1 | 2 | 3 | 1 | 3 | 1 | 0 | 19 |
| Alford | 5-8 | 4-5 | 0-0 | 0-3 | 3 | 0 | 14 | 2 | 1 | 0 | 0 | 19 |
| Parker | 3-3 | 0-0 | 0-0 | 2-3 | 5 | 3 | 6 | 0 | 2 | 1 | 0 | 11 |
| Team | | | 1-1 | 2 | | | | | | | | |
| Total | 35-62 | 11-22 | 11-12 | 8-29 | 37 | 13 | 92 | 25 | 11 | 6 | 6 | 200 |

| | | | | | | | | | |
|------|---------|-------|-------|---------|-------|-------|------|-------|-------|
| FG% | 1st Hlf | 15-30 | 50.0% | 2nd Hlf | 20-32 | 62.5% | Game | 35-62 | 56.5% |
| 3FG% | 1st Hlf | 3-10 | 30.0% | 2nd Hlf | 8-12 | 66.7% | Game | 11-22 | 50.0% |
| FT% | 1st Hlf | 3-4 | 75.0% | 2nd Hlf | 8-8 | 100% | Game | 11-12 | 91.7% |

| | | | |
|----------|----|----|----|
| Colorado | 40 | 34 | 74 |
| UCLA | 36 | 56 | 92 |

Officials: Randy McCall, Gregory Nixon, Michael Greenstein
Technical: none.
Attendance: 8431. Fouled out: none.

Game #28 (Feb. 22)

4/4 Arizona at Colorado Boulder, Colo.

ARIZONA (25-2, 12-2)

| Player | FGs | 3-pt | FT | O-D- | R | F | TP | A | TO | B | S | Min |
|------------------|---------|------|-------|------|----|----|----|----|----|---|---|-----|
| Gordon | f 10-13 | 2-2 | 1-3 | 3-5 | 8 | 3 | 23 | 0 | 0 | 1 | 0 | 27 |
| Tarczewski | c 5-7 | 0-0 | 3-5 | 1-5 | 6 | 4 | 13 | 2 | 3 | 1 | 0 | 26 |
| York | g 1-4 | 1-3 | 1-2 | 0-10 | 10 | 3 | 4 | 2 | 0 | 0 | 0 | 30 |
| McConnell | g 3-7 | 1-3 | 2-2 | 0-1 | 1 | 1 | 9 | 10 | 0 | 4 | 3 | 31 |
| Johnson | g 8-15 | 1-5 | 3-4 | 1-4 | 5 | 1 | 20 | 6 | 1 | 0 | 1 | 34 |
| Mayes | 1-1 | 0-0 | 0-0 | 0-0 | 1 | 2 | 3 | 0 | 0 | 2 | 7 | |
| Hollis-Jefferson | 2-5 | 0-0 | 0-3 | 0-2 | 2 | 5 | 4 | 0 | 1 | 1 | 0 | 15 |
| Pitts | 2-3 | 2-3 | 0-0 | 0-1 | 1 | 0 | 6 | 0 | 0 | 0 | 0 | 13 |
| Korchcheck | 1-1 | 0-0 | 0-0 | 0-2 | 2 | 3 | 2 | 0 | 0 | 0 | 0 | 12 |
| Peters | 0-0 | 0-0 | 0-0 | 0-0 | 0 | 0 | 0 | 0 | 1 | 0 | 0 | 3 |
| Hazzard | 2-2 | 1-1 | 0-0 | 0-0 | 0 | 0 | 5 | 1 | 0 | 0 | 1 | 2 |
| Team | | | 2-1 | 3 | | | | | | | | |
| Totals | 35-58 | 8-17 | 10-19 | 7-31 | 38 | 21 | 88 | 24 | 6 | 3 | 8 | 200 |

| | | | | | | | | | |
|------|---------|-------|-------|---------|-------|-------|------|-------|-------|
| FG% | 1st Hlf | 13-32 | 40.6% | 2nd Hlf | 22-26 | 84.6% | Game | 35-68 | 60.3% |
| 3FG% | 1st Hlf | 2-8 | 25.0% | 2nd Hlf | 6-9 | 66.7% | Game | 8-17 | 47.1% |
| FT% | 1st Hlf | 3-10 | 30.0% | 2nd Hlf | 7-9 | 77.8% | Game | 10-19 | 52.6% |

COLORADO (20-7, 9-5)

| Player | FGs | 3-pt | FT | O-D- | R | F | TP | A | TO | B | S | Min |
|---------|--------|------|-------|-------|----|----|----|---|----|---|---|-----|
| Johnson | f 1-10 | 0-3 | 3-4 | 1-5 | 6 | 2 | 5 | 0 | 1 | 0 | 0 | 29 |
| Thomas | f 3-5 | 0-0 | 1-3 | 2-1 | 3 | 2 | 7 | 1 | 2 | 0 | 0 | 18 |
| Mills | c 1-2 | 1-1 | 2-2 | 0-0 | 0 | 2 | 5 | 0 | 0 | 0 | 1 | 7 |
| Booker | g 4-14 | 0-3 | 2-4 | 1-3 | 4 | 0 | 10 | 3 | 2 | 0 | 1 | 31 |
| Talton | g 1-3 | 0-1 | 2-3 | 0-4 | 4 | 0 | 4 | 1 | 1 | 1 | 0 | 31 |
| Gordon | 1-1 | 0-0 | 2-3 | 2-2 | 4 | 4 | 0 | 0 | 0 | 0 | 0 | 13 |
| Stalzer | 1-1 | 0-0 | 2-3 | 0-1 | 1 | 1 | 4 | 0 | 0 | 0 | 0 | 11 |
| Gamble | 0-0 | 0-0 | 0-0 | 0-0 | 0 | 0 | 1 | 1 | 0 | 0 | 0 | 3 |
| Hopkins | 1-5 | 1-2 | 1-2 | 0-0 | 1 | 4 | 0 | 0 | 0 | 0 | 0 | 21 |
| King | 0-0 | 0-0 | 0-0 | 0-0 | 0 | 0 | 0 | 0 | 1 | 0 | 0 | 3 |
| Scott | 4-11 | 0-0 | 10-10 | 4-4 | 8 | 1 | 18 | 0 | 1 | 0 | 1 | 33 |
| Team | | | 0-0 | 0 | | | | | | | | |
| Total | 17-52 | 2-10 | 25-33 | 10-20 | 30 | 13 | 61 | 6 | 9 | 1 | 3 | 200 |

| | | | | | | | | | |
|------|---------|-------|-------|---------|-------|-------|------|-------|-------|
| FG% | 1st Hlf | 6-27 | 22.2% | 2nd Hlf | 11-25 | 44.0% | Game | 17-52 | 32.7% |
| 3FG% | 1st Hlf | 1-6 | 16.7% | 2nd Hlf | 1-4 | 25.0% | Game | 2-10 | 20.0% |
| FT% | 1st Hlf | 12-18 | 66.7% | 2nd Hlf | 13-15 | 86.7% | Game | 25-33 | 75.8% |

| | | | |
|----------|----|----|----|
| Arizona | 31 | 57 | 88 |
| Colorado | 25 | 36 | 61 |

Officials: Mike Scyphers, Kevin Brill, Randy Heimerman
Technical: none.
Attendance: 11,025. Fouled out: Hollis-Jefferson.

Game #26 (Feb. 16)

-/RV Colorado at USC Los Angeles, Calif.

COLORADO (19-7, 8-5)

| Player | FGs | 3-pt | FT | O-D- | R | F | TP | A | TO | B | S | Min |
|---------|--------|------|-------|------|----|----|----|----|----|---|---|-----|
| Johnson | f 6-11 | 3-5 | 5-6 | 1-3 | 4 | 5 | 20 | 1 | 0 | 0 | 0 | 25 |
| Scott | f 7-13 | 0-0 | 3-4 | 3-5 | 8 | 4 | 17 | 1 | 3 | 1 | 3 | 33 |
| Thomas | f 1-2 | 0-0 | 1-2 | 0-3 | 3 | 4 | 3 | 2 | 5 | 1 | 0 | 21 |
| Booker | g 7-15 | 1-4 | 3-3 | 1-7 | 8 | 2 | 18 | 6 | 6 | 0 | 2 | 34 |
| Talton | g 4-5 | 2-3 | 4-7 | 1-6 | 7 | 3 | 14 | 3 | 0 | 0 | 0 | 32 |
| Gordon | 0-0 | 0-0 | 0-0 | 0-2 | 2 | 2 | 0 | 1 | 0 | 0 | 1 | 11 |
| Stalzer | 0-0 | 0-0 | 0-0 | 0-0 | 0 | 1 | 0 | 0 | 1 | 0 | 0 | 15 |
| Hopkins | 3-8 | 2-5 | 2-3 | 0-1 | 1 | 2 | 10 | 4 | 1 | 0 | 3 | 23 |
| King | 0-0 | 0-0 | 1-2 | 0-0 | 0 | 1 | 0 | 0 | 3 | 0 | 0 | 3 |
| Mills | 0-1 | 0-0 | 0-0 | 0-0 | 0 | 1 | 0 | 0 | 0 | 0 | 0 | 3 |
| Team | | | 0-1 | 1 | | | | | | | | |
| Totals | 28-56 | 8-17 | 19-27 | 6-28 | 34 | 24 | 83 | 18 | 17 | 4 | 7 | 200 |

| | | | | | | | | | |
|------|---------|-------|-------|---------|-------|-------|------|-------|-------|
| FG% | 1st Hlf | 15-28 | 53.6% | 2nd Hlf | 13-28 | 46.4% | Game | 28-56 | 50.0% |
| 3FG% | 1st Hlf | 5-10 | 50.0% | 2nd Hlf | 3-7 | 42.9% | Game | 8-17 | 47.1% |
| FT% | 1st Hlf | 5-7 | 71.4% | 2nd Hlf | 14-20 | 70.0% | Game | 19-27 | 70.4% |

USC (10-15, 1-11)

| Player | FGs | 3-pt | FT | O-D- | R | F | TP | A | TO | B | S | Min |
|------------|--------|------|-------|-------|----|----|----|---|----|----|---|-----|
| Gavrilovic | f 1-3 | 0-1 | 1-4 | 2-3 | 5 | 0 | 3 | 0 | 0 | 0 | 0 | 22 |
| Wesley | f 6-14 | 1-4 | 8-10 | 3-5 | 8 | 2 | 21 | 2 | 4 | 0 | 3 | 38 |
| Haley | c 0-1 | 0-0 | 0-0 | 1-1 | 2 | 2 | 0 | 1 | 1 | 0 | 0 | 12 |
| Bryan | g 2-2 | 0-0 | 4-5 | 0-0 | 0 | 5 | 8 | 1 | 1 | 0 | 1 | 20 |
| Dukes | g 1-3 | 1-2 | 0-0 | 0-0 | 0 | 5 | 8 | 1 | 1 | 0 | 1 | 11 |
| Prince | 1-4 | 0-0 | 4-6 | 5-0 | 5 | 1 | 6 | 0 | 0 | 0 | 1 | 10 |
| Jacobs | 2-4 | 0-1 | 2-2 | 0-3 | 3 | 2 | 6 | 0 | 2 | 0 | 1 | 22 |
| Taylor | 0-1 | 0-1 | 0-0 | 0-0 | 0 | 0 | 0 | 0 | 0 | 0 | 0 | 3 |
| Terrell | 6-17 | 1-5 | 1-2 | 0-4 | 4 | 2 | 14 | 0 | 1 | 0 | 1 | 27 |
| Pflueger | 1-1 | 0-0 | 0-0 | 0-1 | 1 | 2 | 0 | 0 | 0 | 0 | 0 | 1 |
| Munoz | 0-0 | 0-0 | 0-0 | 0-0 | 0 | 0 | 0 | 0 | 0 | 0 | 0 | 1 |
| Jovanovic | 1-5 | 0-0 | 1-0 | 1-0 | 1 | 2 | 2 | 0 | 1 | 0 | 0 | 10 |
| Oraby | 2-7 | 0-0 | 5-7 | 3-6 | 9 | 4 | 9 | 2 | 5 | 1 | 0 | 23 |
| Team | | | 1-1 | 2 | | | | | | | | |
| Total | 23-62 | 3-15 | 25-36 | 16-24 | 40 | 23 | 57 | 4 | 6 | 17 | 8 | 200 |

| | | | | | | | | | |
|------|---------|-------|-------|---------|-------|-------|------|-------|-------|
| FG% | 1st Hlf | 11-24 | 45.8% | 2nd Hlf | 12-38 | 31.6% | Game | 23-62 | 37.1% |
| 3FG% | 1st Hlf | 1-4 | 25.0% | 2nd Hlf | 0-0 | 0.0% | Game | 3-15 | 20.0% |
| FT% | 1st Hlf | 9-13 | 69.2% | 2nd Hlf | 16-23 | 69.6% | Game | 25-36 | 69.4% |

| | | | |
|----------|----|----|----|
| Colorado | 40 | 43 | 83 |
| USC | 32 | 42 | 74 |

Officials: Larry Spaulding, Frank Harvey III, Deron White
Technical: none.
Attendance: 3187. Fouled out: Johnson, Bryan.

Game #29 (Mar. 1)

Colorado at Utah Salt Lake City, Utah

COLORADO (20-9, 9-7)

| Player | FGs | 3-pt | FT | O-D- |
|--------|-----|------|----|------|
|--------|-----|------|----|------|

Game #31 (Mar. 8)
Colorado at California
Berkeley, Calif.

| COLORADO (21-10, 10-8) | | | | | | | | | | | | | | | | | |
|------------------------|---------|-------|-------|---------|-------|-------|----|-----|-------|------|-------|-------|-----|--|--|--|--|
| Player | FGs | 3-pt | FT | O-D- | R | F | TP | A | TO | B | S | Min | | | | | |
| Gordon | f | 4-10 | 0-1 | 0-0 | 4-7 | 11 | 4 | 8 | 2 | 3 | 0 | 1 | 37 | | | | |
| Johnson | f | 8-15 | 3-4 | 5-6 | 3-3 | 6 | 1 | 24 | 0 | 0 | 0 | 0 | 43 | | | | |
| Scott | f | 3-9 | 0-1 | 4-8 | 4-6 | 10 | 0 | 10 | 2 | 3 | 2 | 0 | 40 | | | | |
| Booker | g | 5-13 | 1-5 | 0-0 | 7-7 | 7 | 3 | 11 | 2 | 3 | 0 | 0 | 39 | | | | |
| Talton | g | 2-5 | 1-2 | 0-0 | 0-2 | 2 | 3 | 5 | 2 | 1 | 0 | 0 | 30 | | | | |
| Stalzer | g | 0-0 | 0-0 | 0-0 | 0-0 | 0 | 0 | 0 | 0 | 0 | 0 | 0 | 4 | | | | |
| Thomas | g | 1-5 | 0-1 | 0-0 | 1-1 | 1 | 2 | 2 | 0 | 1 | 0 | 0 | 13 | | | | |
| Hopkins | g | 2-5 | 1-4 | 0-2 | 1-2 | 3 | 2 | 5 | 2 | 2 | 1 | 1 | 19 | | | | |
| Team | | | | | | | | | | | | | | | | | |
| Totals | | 25-62 | 6-18 | 9-14 | 14-31 | 45 | 15 | 65 | 8 | 12 | 3 | 2 | 225 | | | | |
| FG% | 1st Hlf | 13-29 | 44.8% | 2nd Hlf | 10-26 | 38.5% | OT | 2-7 | 28.6% | Game | 25-62 | 41.2% | | | | | |
| 3FG% | 1st Hlf | 3-7 | 42.9% | 2nd Hlf | 3-9 | 33.3% | OT | 0-2 | 0.0% | Game | 6-18 | 23.1% | | | | | |
| FT% | 1st Hlf | 2-2 | 100% | 2nd Hlf | 5-10 | 50.0% | OT | 2-2 | 100% | Game | 9-14 | 68.4% | | | | | |
| deadball rebounds: | 4, 1 | | | | | | | | | | | | | | | | |

| CALIFORNIA (19-12, 10-8) | | | | | | | | | | | | | | | | | |
|--------------------------|---------|-------|-------|---------|-------|-------|----|-----|-------|------|-------|-------|-----|--|--|--|--|
| Player | FGs | 3-pt | FT | O-D- | R | F | TP | A | TO | B | S | Min | | | | | |
| Solomon | f | 6-10 | 0-0 | 2-4 | 4-8 | 12 | 1 | 14 | 2 | 1 | 4 | 0 | 40 | | | | |
| Kravish | f | 6-12 | 0-1 | 2-2 | 6-6 | 12 | 2 | 14 | 3 | 1 | 1 | 0 | 42 | | | | |
| Cobbs | g | 5-17 | 3-5 | 8-8 | 0-1 | 1 | 1 | 21 | 4 | 0 | 0 | 2 | 45 | | | | |
| Wallace | g | 1-5 | 1-3 | 1-3 | 1-4 | 5 | 4 | 4 | 0 | 3 | 0 | 2 | 33 | | | | |
| Kreklow | g | 1-8 | 0-5 | 1-2 | 0-2 | 2 | 0 | 3 | 6 | 0 | 0 | 1 | 34 | | | | |
| Behrens | g | 0-0 | 0-0 | 0-0 | 0-0 | 0 | 0 | 0 | 0 | 0 | 0 | 1 | 3 | | | | |
| Matthews | g | 1-4 | 1-3 | 0-0 | 1-0 | 1 | 4 | 3 | 0 | 0 | 0 | 0 | 9 | | | | |
| Powers | g | 0-2 | 0-0 | 0-0 | 0-0 | 0 | 0 | 0 | 0 | 0 | 0 | 0 | 2 | | | | |
| Bird | g | 3-7 | 1-4 | 0-0 | 0-0 | 0 | 0 | 7 | 1 | 0 | 2 | 0 | 17 | | | | |
| Team | | | | | | | | | | | | | | | | | |
| Total | | 23-65 | 6-21 | 14-19 | 13-22 | 35 | 12 | 66 | 16 | 5 | 8 | 5 | 225 | | | | |
| FG% | 1st Hlf | 13-29 | 39.3% | 2nd Hlf | 12-30 | 40.0% | OT | 0-7 | 0.0% | Game | 23-65 | 35.4% | | | | | |
| 3FG% | 1st Hlf | 4-11 | 36.4% | 2nd Hlf | 2-9 | 22.2% | OT | 0-1 | 0.0% | Game | 6-21 | 28.6% | | | | | |
| FT% | 1st Hlf | 2-2 | 100% | 2nd Hlf | 5-6 | 83.3% | OT | 7-9 | 77.8% | Game | 14-19 | 73.7% | | | | | |
| deadball rebounds: | 0 | | | | | | | | | | | | | | | | |

Colorado 31 28 6 65
 California 28 31 7 66
 Officials: Mike Scypfers, Deron White, Jeff Wooten
 Technicals: none
 Attendance: 9422. Fouled out: none.

Game #34 (Mar. 14)
Colorado vs. 4/4 Arizona
Las Vegas, Nev./Pac-12 Tourney Semifinal

| COLORADO (23-11) | | | | | | | | | | | | | | | | | |
|--------------------|---------|-------|-------|---------|-------|-------|------|-------|-------|---|---|-----|-----|--|--|--|--|
| Player | FGs | 3-pt | FT | O-D- | R | F | TP | A | TO | B | S | Min | | | | | |
| Gordon | f | 0-1 | 0-0 | 2-2 | 0-2 | 2 | 3 | 2 | 0 | 1 | 0 | 0 | 14 | | | | |
| Johnson | f | 4-11 | 2-3 | 1-3 | 2-3 | 5 | 3 | 11 | 0 | 2 | 0 | 0 | 32 | | | | |
| Scott | f | 2-9 | 0-0 | 0-0 | 1-1 | 2 | 0 | 4 | 0 | 3 | 1 | 1 | 34 | | | | |
| Booker | g | 4-14 | 0-1 | 4-5 | 2-4 | 6 | 0 | 12 | 2 | 1 | 0 | 1 | 27 | | | | |
| Talton | g | 2-6 | 2-4 | 2-2 | 0-3 | 3 | 2 | 8 | 2 | 1 | 0 | 1 | 34 | | | | |
| Stalzer | g | 0-1 | 0-0 | 0-0 | 0-0 | 0 | 0 | 0 | 0 | 0 | 0 | 0 | 5 | | | | |
| Fletcher | g | 0-2 | 0-0 | 0-0 | 0-0 | 0 | 2 | 0 | 0 | 0 | 0 | 0 | 12 | | | | |
| Thomas | g | 2-5 | 0-0 | 0-0 | 0-1 | 1 | 3 | 4 | 0 | 1 | 0 | 0 | 21 | | | | |
| Hopkins | g | 1-2 | 0-0 | 0-2 | 2-1 | 3 | 2 | 2 | 1 | 0 | 0 | 0 | 19 | | | | |
| Mills | g | 0-0 | 0-0 | 0-0 | 0-0 | 0 | 0 | 0 | 0 | 0 | 0 | 0 | 2 | | | | |
| Team | | | | | | | | | | | | | | | | | |
| Totals | | 15-51 | 4-8 | 9-14 | 10-15 | 25 | 15 | 43 | 5 | 9 | 1 | 3 | 200 | | | | |
| FG% | 1st Hlf | 10-29 | 34.5% | 2nd Hlf | 5-22 | 22.7% | Game | 15-51 | 44.4% | | | | | | | | |
| 3FG% | 1st Hlf | 3-5 | 60.6% | 2nd Hlf | 1-3 | 33.3% | Game | 4-8 | 50.0% | | | | | | | | |
| FT% | 1st Hlf | 1-5 | 20.0% | 2nd Hlf | 8-9 | 88.9% | Game | 9-14 | 64.3% | | | | | | | | |
| deadball rebounds: | 3 | | | | | | | | | | | | | | | | |

| ARIZONA (30-3) | | | | | | | | | | | | | | | | | |
|--------------------|---------|-------|-------|---------|-------|-------|------|-------|-------|----|---|-----|-----|--|--|--|--|
| Player | FGs | 3-pt | FT | O-D- | R | F | TP | A | TO | B | S | Min | | | | | |
| Gordon | f | 4-8 | 0-0 | 1-4 | 5-4 | 9 | 2 | 9 | 3 | 2 | 3 | 3 | 33 | | | | |
| Tarczewski | c | 2-4 | 0-0 | 1-2 | 2-5 | 7 | 3 | 5 | 0 | 6 | 0 | 0 | 26 | | | | |
| York | g | 1-5 | 1-5 | 0-0 | 0-1 | 1 | 2 | 3 | 2 | 1 | 1 | 0 | 27 | | | | |
| McConnell | g | 5-8 | 2-3 | 0-0 | 1-3 | 4 | 3 | 123 | 5 | 0 | 0 | 1 | 32 | | | | |
| Johnson | g | 5-12 | 2-5 | 4-4 | 0-4 | 4 | 1 | 6 | 4 | 1 | 0 | 1 | 34 | | | | |
| Mayes | g | 2-4 | 1-3 | 1-2 | 0-2 | 1 | 6 | 1 | 0 | 0 | 0 | 0 | 10 | | | | |
| Hollis-Jefferson | g | 4-8 | 0-1 | 4-4 | 3-5 | 8 | 3 | 12 | 1 | 1 | 1 | 1 | 28 | | | | |
| Pitts | g | 0-0 | 0-0 | 0-0 | 0-0 | 0 | 1 | 0 | 0 | 1 | 0 | 1 | 7 | | | | |
| Korchick | g | 0-0 | 0-0 | 0-0 | 0-1 | 1 | 0 | 0 | 0 | 0 | 0 | 0 | 2 | | | | |
| Peters | g | 0-0 | 0-0 | 0-0 | 0-0 | 0 | 0 | 0 | 0 | 0 | 0 | 0 | 1 | | | | |
| Team | | | | | | | | | | | | | | | | | |
| Total | | 23-49 | 6-17 | 11-16 | 13-28 | 41 | 16 | 63 | 16 | 12 | 5 | 7 | 200 | | | | |
| FG% | 1st Hlf | 11-29 | 37.9% | 2nd Hlf | 12-20 | 60.0% | Game | 23-49 | 46.9% | | | | | | | | |
| 3FG% | 1st Hlf | 4-10 | 40.0% | 2nd Hlf | 2-7 | 28.6% | Game | 6-17 | 35.3% | | | | | | | | |
| FT% | 1st Hlf | 1-2 | 50.0% | 2nd Hlf | 10-14 | 71.4% | Game | 11-16 | 68.8% | | | | | | | | |
| deadball rebounds: | 3 | | | | | | | | | | | | | | | | |

Colorado 24 19 43
 Arizona 27 36 63
 Officials: Mike Reed, Tony Padilla, Mike Scypfers
 Technicals: none
 Attendance: 12916. Fouled out: none.

Game #32 (Mar. 14)
USC vs. Colorado
Las Vegas, Nev./Pac-12 Tournament 1st Rd.

| USC (11-21) | | | | | | | | | | | | | | | | | |
|--------------------|---------|-------|-------|---------|-------|-------|------|-------|-------|----|---|-----|-----|--|--|--|--|
| Player | FGs | 3-pt | FT | O-D- | R | F | TP | A | TO | B | S | Min | | | | | |
| Jovanovic | f | 1-2 | 0-0 | 0-0 | 1-2 | 3 | 3 | 2 | 0 | 1 | 0 | 0 | 20 | | | | |
| Oraby | c | 4-6 | 0-0 | 2-2 | 5-2 | 7 | 4 | 10 | 0 | 1 | 3 | 1 | 23 | | | | |
| Howard | g | 3-13 | 1-9 | 0-0 | 0-2 | 2 | 2 | 7 | 5 | 2 | 1 | 2 | 33 | | | | |
| Terrell | g | 2-8 | 1-4 | 0-0 | 0-2 | 2 | 3 | 5 | 1 | 2 | 1 | 1 | 24 | | | | |
| Wesley | g | 8-15 | 2-5 | 5-8 | 0-2 | 2 | 1 | 23 | 2 | 0 | 1 | 0 | 36 | | | | |
| Bryan | g | 0-0 | 0-0 | 0-0 | 0-0 | 0 | 1 | 0 | 0 | 0 | 0 | 0 | 1 | | | | |
| Jacobs | g | 2-6 | 1-4 | 0-0 | 0-4 | 4 | 1 | 5 | 3 | 3 | 1 | 1 | 28 | | | | |
| Gavrilovic | g | 1-3 | 0-0 | 0-0 | 1-4 | 5 | 1 | 2 | 0 | 0 | 0 | 0 | 18 | | | | |
| Haley | g | 1-2 | 0-0 | 0-0 | 0-0 | 0 | 2 | 2 | 0 | 1 | 0 | 0 | 17 | | | | |
| Team | | | | | | | | | | | | | | | | | |
| Totals | | 25-62 | 6-18 | 9-14 | 14-31 | 45 | 15 | 65 | 8 | 12 | 3 | 2 | 200 | | | | |
| FG% | 1st Hlf | 11-28 | 39.3% | 2nd Hlf | 11-27 | 40.7% | Game | 22-55 | 40.0% | | | | | | | | |
| 3FG% | 1st Hlf | 1-8 | 12.5% | 2nd Hlf | 4-14 | 28.6% | Game | 5-22 | 22.7% | | | | | | | | |
| FT% | 1st Hlf | 4-5 | 80.0% | 2nd Hlf | 3-5 | 60.0% | Game | 7-10 | 70.0% | | | | | | | | |
| deadball rebounds: | 1, 1 | | | | | | | | | | | | | | | | |

| COLORADO (22-10) | | | | | | | | | | | | | | | | | |
|------------------|---------|-------|-------|---------|-------|-------|------|-------|-------|----|---|-----|-----|--|--|--|--|
| Player | FGs | 3-pt | FT | O-D- | R | F | TP | A | TO | B | S | Min | | | | | |
| Gordon | f | 4-6 | 0-0 | 0-0 | 2-4 | 6 | 2 | 8 | 1 | 2 | 1 | 1 | 30 | | | | |
| Johnson | f | 4-6 | 2-2 | 1-5 | 0-3 | 3 | 0 | 11 | 0 | 2 | 0 | 0 | 32 | | | | |
| Scott | f | 4-14 | 0-0 | 5-8 | 4-5 | 9 | 3 | 13 | 1 | 3 | 0 | 0 | 33 | | | | |
| Booker | g | 9-17 | 0-1 | 3-3 | 2-5 | 7 | 1 | 21 | 4 | 1 | 0 | 0 | 37 | | | | |
| Talton | g | 2-4 | 0-2 | 0-0 | 0-3 | 3 | 2 | 4 | 0 | 2 | 0 | 1 | 32 | | | | |
| Stalzer | g | 0-1 | 0-1 | 0-0 | 0-1 | 1 | 0 | 0 | 1 | 0 | 0 | 0 | 4 | | | | |
| Fletcher | g | 0-1 | 0-0 | 0-0 | 0-0 | 0 | 1 | 0 | 0 | 0 | 0 | 0 | 3 | | | | |
| Thomas | g | 1-2 | 0-1 | 0-0 | 0-1 | 1 | 2 | 0 | 3 | 0 | 0 | 0 | 14 | | | | |
| Hopkins | g | 0-1 | 0-0 | 0-0 | 0-5 | 5 | 3 | 0 | 1 | 0 | 0 | 1 | 14 | | | | |
| Mills | g | 0-0 | 0-0 | 0-0 | 0-0 | 0 | 0 | 0 | 0 | 0 | 0 | 0 | 1 | | | | |
| Team | | | | | | | | | | | | | | | | | |
| Total | | 24-52 | 2-9 | 9-16 | 10-28 | 38 | 13 | 59 | 8 | 13 | 1 | 3 | 200 | | | | |
| FG% | 1st Hlf | 13-25 | 52.0% | 2nd Hlf | 11-27 | 40.7% | Game | 24-52 | 46.2% | | | | | | | | |
| 3FG% | 1st Hlf | 2-7 | 28.6% | 2nd Hlf | 0-2 | | | | | | | | | | | | |

2013-2014 Colorado Basketball
Colorado Combined Team Statistics (as of Mar 16, 2014)
Home games

| RECORD: | OVERALL | HOME | AWAY | NEUTRAL |
|----------------|----------------|-------------|-------------|----------------|
| ALL GAMES | 16-2 | 16-2 | 0-0 | 0-0 |
| CONFERENCE | 7-2 | 7-2 | 0-0 | 0-0 |
| NON-CONFERENCE | 9-0 | 9-0 | 0-0 | 0-0 |

| # | Player | gp-gs | min | avg | Total | | 3-Point | | F-Throw | | Rebounds | | | | | pts | avg | | | | | |
|----|---------------------|-------|------|------|----------|------|---------|-------|---------|------|----------|-----|-----|------|-----|-----|-----|-----|----|-----|------|------|
| | | | | | fg-fga | fg% | 3fg-fga | 3fg% | ft-fa | ft% | off | def | tot | avg | pf | | | dq | a | to | blk | stl |
| 00 | Booker, Askia | 18-18 | 525 | 29.2 | 90-209 | .431 | 25-69 | .362 | 71-87 | .816 | 11 | 59 | 70 | 3.9 | 31 | 0 | 60 | 42 | 2 | 23 | 276 | 15.3 |
| 40 | Scott, Josh | 18-17 | 542 | 30.1 | 82-150 | .547 | 0-0 | .000 | 89-109 | .817 | 53 | 102 | 155 | 8.6 | 25 | 0 | 11 | 21 | 26 | 13 | 253 | 14.1 |
| 02 | Johnson, Xavier | 16-16 | 485 | 30.3 | 63-140 | .450 | 15-45 | .333 | 53-81 | .654 | 31 | 80 | 111 | 6.9 | 23 | 0 | 15 | 26 | 6 | 16 | 194 | 12.1 |
| 25 | Dinwiddie, Spencer | 11-11 | 349 | 31.7 | 38-77 | .494 | 20-42 | .476 | 78-90 | .867 | 7 | 34 | 41 | 3.7 | 24 | 0 | 45 | 23 | 3 | 18 | 174 | 15.8 |
| 01 | Gordon, Wesley | 15-13 | 376 | 25.1 | 37-70 | .529 | 2-6 | .333 | 32-49 | .653 | 38 | 54 | 92 | 6.1 | 26 | 0 | 18 | 24 | 25 | 5 | 108 | 7.2 |
| 23 | Hopkins, Jaron | 18-7 | 336 | 18.7 | 31-84 | .369 | 10-36 | .278 | 18-33 | .545 | 14 | 40 | 54 | 3.0 | 37 | 0 | 19 | 24 | 1 | 13 | 90 | 5.0 |
| 03 | Talton, Xavier | 18-4 | 334 | 18.6 | 30-68 | .441 | 13-35 | .371 | 13-20 | .650 | 8 | 30 | 38 | 2.1 | 34 | 1 | 32 | 21 | 5 | 8 | 86 | 4.8 |
| 13 | Thomas, Dustin | 18-3 | 262 | 14.6 | 26-56 | .464 | 4-18 | .222 | 21-36 | .583 | 18 | 32 | 50 | 2.8 | 41 | 1 | 12 | 22 | 2 | 4 | 77 | 4.3 |
| 10 | Fletcher, Tre'Shaun | 10-0 | 99 | 9.9 | 13-23 | .565 | 4-13 | .308 | 7-13 | .538 | 5 | 10 | 15 | 1.5 | 12 | 0 | 2 | 5 | 0 | 3 | 37 | 3.7 |
| 24 | King, George | 16-0 | 111 | 6.9 | 9-28 | .321 | 3-12 | .250 | 13-19 | .684 | 4 | 27 | 31 | 1.9 | 10 | 0 | 4 | 9 | 1 | 4 | 34 | 2.1 |
| 32 | Mills, Ben | 13-1 | 63 | 4.8 | 9-15 | .600 | 1-1 | 1.000 | 6-8 | .750 | 5 | 9 | 14 | 1.1 | 8 | 0 | 3 | 3 | 1 | 1 | 25 | 1.9 |
| 05 | Stalzer, Eli | 13-0 | 114 | 8.8 | 7-17 | .412 | 2-7 | .286 | 7-11 | .636 | 2 | 10 | 12 | 0.9 | 9 | 0 | 3 | 8 | 0 | 5 | 23 | 1.8 |
| 15 | Brady, Brett | 3-0 | 7 | 2.3 | 2-3 | .667 | 2-3 | .667 | 0-0 | .000 | 1 | 0 | 1 | 0.3 | 0 | 0 | 0 | 0 | 0 | 0 | 6 | 2.0 |
| 12 | Nelson, Kevin | 7-0 | 11 | 1.6 | 1-2 | .500 | 1-2 | .500 | 0-0 | .000 | 0 | 1 | 1 | 0.1 | 1 | 0 | 0 | 0 | 0 | 0 | 3 | 0.4 |
| 14 | Gamble, Beau | 7-0 | 11 | 1.6 | 1-3 | .333 | 1-3 | .333 | 0-0 | .000 | 0 | 4 | 4 | 0.6 | 1 | 0 | 6 | 1 | 0 | 0 | 3 | 0.4 |
| | Team | | | | | | | | | | 9 | 10 | 19 | | | | 5 | | | | | |
| | Total..... | 18 | 3625 | | 439-945 | .465 | 103-292 | .353 | 408-556 | .734 | 206 | 502 | 708 | 39.3 | 282 | 2 | 230 | 234 | 72 | 113 | 1389 | 77.2 |
| | Opponents..... | 18 | 3625 | | 437-1050 | .416 | 148-399 | .371 | 199-291 | .684 | 158 | 369 | 527 | 29.3 | 404 | - | 239 | 218 | 38 | 125 | 1221 | 67.8 |

| TEAM STATISTICS | COLO | OPP | Date | Opponent | Score | Att. |
|------------------------|-------------|------------|-------------|------------------|--------------|-------------|
| SCORING | 1389 | 1221 | 11/10/13 | UT MARTIN | w 91-65 | 8408 |
| Points per game | 77.2 | 67.8 | 11/13/13 | WYOMING | w 63-58 | 9429 |
| Scoring margin | +9.3 | - | 11/16/13 | JACKSON STATE | w 94-70 | 9042 |
| FIELD GOALS-ATT | 439-945 | 437-1050 | 11/18/13 | ARKANSAS STATE | w 93-70 | 8204 |
| Field goal pct | .465 | .416 | 11/21/13 | SANTA BARBARA | w 76-68 | 8488 |
| 3 POINT FG-ATT | 103-292 | 148-399 | 11/24/13 | HARVARD | w 70-62 | 9770 |
| 3-point FG pct | .353 | .371 | 12/07/13 | KANSAS | w 75-72 | 11113 |
| 3-pt FG made per game | 5.7 | 8.2 | 12/13/13 | ELON | w 80-63 | 8831 |
| FREE THROWS-ATT | 408-556 | 199-291 | 12/28/13 | GEORGIA | w 84-70 | 10848 |
| Free throw pct | .734 | .684 | * 01/02/14 | OREGON STATE | w 64-58 | 9851 |
| F-Throws made per game | 22.7 | 11.1 | * 01/05/14 | OREGON | w 100-91 | 10398 |
| REBOUNDS | 708 | 527 | * 01/16/14 | UCLA | L 56-69 | 10802 |
| Rebounds per game | 39.3 | 29.3 | * 01/18/14 | USC | w 83-62 | 9583 |
| Rebounding margin | +10.1 | - | * 02/01/14 | UTAH | wot 79-75 | 9607 |
| ASSISTS | 230 | 239 | * 02/05/14 | WASHINGTON STATE | w 68-63 | 8903 |
| Assists per game | 12.8 | 13.3 | * 02/09/14 | WASHINGTON | w 91-65 | 9461 |
| TURNOVERS | 234 | 218 | * 02/19/14 | ARIZONA STATE | w 61-52 | 9666 |
| Turnovers per game | 13.0 | 12.1 | * 02/22/14 | ARIZONA | L 61-88 | 11025 |
| Turnover margin | -0.9 | - | | | | |
| Assist/turnover ratio | 1.0 | 1.1 | | | | |
| STEALS | 113 | 125 | | | | |
| Steals per game | 6.3 | 6.9 | | | | |
| BLOCKS | 72 | 38 | | | | |
| Blocks per game | 4.0 | 2.1 | | | | |
| ATTENDANCE | 173429 | 0 | | | | |
| Home games-Avg/Game | 18-9635 | 0-0 | | | | |
| Neutral site-Avg/Game | - | 0-0 | | | | |

^ = Dallas, Texas (American Airlines Center)

= Las Vegas, Nev. (MGM Grand Garden Arena)

* = Pac-12 Conference

^ = Pac-12 Conference Tournament (Las Vegas, Nev.; MGM Grand Garden Arena)

| Score by Periods | 1st | 2nd | OT | Totals |
|-------------------------|------------|------------|-----------|---------------|
| Colorado | 640 | 735 | 14 | 1389 |
| Opponents | 563 | 648 | 10 | 1221 |

2013-2014 Colorado Basketball
Colorado Combined Team Statistics (as of Mar 16, 2014)
Away games

| RECORD: | OVERALL | HOME | AWAY | NEUTRAL |
|----------------|----------------|-------------|-------------|----------------|
| ALL GAMES | 5-6 | 0-0 | 5-6 | 0-0 |
| CONFERENCE | 3-6 | 0-0 | 3-6 | 0-0 |
| NON-CONFERENCE | 2-0 | 0-0 | 2-0 | 0-0 |

| ## | Player | gp-gs | min | avg | Total | | 3-Point | | F-Throw | | Rebounds | | | | pf | dq | a | to | blk | stl | pts | avg |
|----|---------------------|-------|------|------|---------|------|---------|------|---------|-------|----------|-----|-----|------|-----|----|-----|-----|-----|-----|-----|------|
| | | | | | fg-fga | fg% | 3fg-fga | 3fg% | ft-fa | ft% | off | def | tot | avg | | | | | | | | |
| 40 | Scott, Josh | 11-11 | 368 | 33.5 | 55-105 | .524 | 0-1 | .000 | 53-64 | .828 | 32 | 62 | 94 | 8.5 | 27 | 0 | 7 | 16 | 11 | 8 | 163 | 14.8 |
| 02 | Johnson, Xavier | 11-11 | 339 | 30.8 | 51-107 | .477 | 15-39 | .385 | 31-47 | .660 | 19 | 36 | 55 | 5.0 | 30 | 2 | 10 | 20 | 4 | 6 | 148 | 13.5 |
| 00 | Booker, Askia | 11-11 | 348 | 31.6 | 41-132 | .311 | 8-47 | .170 | 30-38 | .789 | 2 | 32 | 34 | 3.1 | 24 | 0 | 43 | 36 | 0 | 18 | 120 | 10.9 |
| 23 | Hopkins, Jaron | 11-2 | 209 | 19.0 | 25-60 | .417 | 12-30 | .400 | 5-12 | .417 | 4 | 13 | 17 | 1.5 | 26 | 1 | 12 | 12 | 2 | 10 | 67 | 6.1 |
| 03 | Talton, Xavier | 11-5 | 248 | 22.5 | 17-47 | .362 | 9-24 | .375 | 11-17 | .647 | 3 | 25 | 28 | 2.5 | 17 | 0 | 20 | 17 | 1 | 9 | 54 | 4.9 |
| 25 | Dinwiddie, Spencer | 4-4 | 113 | 28.3 | 15-28 | .536 | 3-11 | .273 | 15-18 | .833 | 0 | 4 | 4 | 1.0 | 2 | 0 | 12 | 4 | 0 | 6 | 48 | 12.0 |
| 01 | Gordon, Wesley | 10-8 | 255 | 25.5 | 18-47 | .383 | 1-2 | .500 | 8-17 | .471 | 27 | 36 | 63 | 6.3 | 18 | 0 | 8 | 15 | 13 | 6 | 45 | 4.5 |
| 13 | Thomas, Dustin | 11-3 | 179 | 16.3 | 15-37 | .405 | 1-10 | .100 | 7-15 | .467 | 11 | 17 | 28 | 2.5 | 29 | 0 | 5 | 19 | 1 | 3 | 38 | 3.5 |
| 05 | Stalzer, Eli | 10-0 | 86 | 8.6 | 6-9 | .667 | 3-4 | .750 | 3-5 | .600 | 3 | 4 | 7 | 0.7 | 8 | 0 | 3 | 3 | 0 | 1 | 18 | 1.8 |
| 10 | Fletcher, Tre'Shaun | 4-0 | 36 | 9.0 | 3-11 | .273 | 0-6 | .000 | 4-4 | 1.000 | 3 | 5 | 8 | 2.0 | 6 | 0 | 0 | 2 | 2 | 0 | 10 | 2.5 |
| 24 | King, George | 8-0 | 32 | 4.0 | 2-8 | .250 | 1-6 | .167 | 1-2 | .500 | 0 | 9 | 9 | 1.1 | 4 | 0 | 1 | 3 | 0 | 0 | 6 | 0.8 |
| 32 | Mills, Ben | 7-0 | 27 | 3.9 | 2-7 | .286 | 0-0 | .000 | 2-2 | 1.000 | 2 | 3 | 5 | 0.7 | 2 | 0 | 0 | 2 | 0 | 0 | 6 | 0.9 |
| 14 | Gamble, Beau | 1-0 | 3 | 3.0 | 1-2 | .500 | 1-2 | .500 | 0-2 | .000 | 0 | 1 | 1 | 1.0 | 0 | 0 | 0 | 1 | 0 | 0 | 3 | 3.0 |
| 12 | Nelson, Kevin | 1-0 | 4 | 4.0 | 0-0 | .000 | 0-0 | .000 | 0-0 | .000 | 0 | 3 | 3 | 3.0 | 1 | 0 | 0 | 0 | 0 | 0 | 0 | 0.0 |
| 15 | Brady, Brett | 1-0 | 3 | 3.0 | 0-1 | .000 | 0-1 | .000 | 0-0 | .000 | 0 | 0 | 0 | 0.0 | 1 | 0 | 1 | 1 | 0 | 0 | 0 | 0.0 |
| | Team | | | | | | | | | | 16 | 15 | 31 | | | | 9 | | | | | |
| | Total..... | 11 | 2250 | | 251-601 | .418 | 54-183 | .295 | 170-243 | .700 | 122 | 265 | 387 | 35.2 | 195 | 3 | 122 | 160 | 34 | 67 | 726 | 66.0 |
| | Opponents..... | 11 | 2250 | | 273-617 | .442 | 70-197 | .355 | 148-202 | .733 | 107 | 262 | 369 | 33.5 | 205 | - | 149 | 143 | 50 | 65 | 764 | 69.5 |

| TEAM STATISTICS | COLO | OPP | Date | Opponent | Score | Att. |
|------------------------|-------------|------------|-------------|---------------------|--------------|-------------|
| SCORING | 726 | 764 | 11/30/13 | at Air Force | w 81-57 | 5394 |
| Points per game | 66.0 | 69.5 | 12/03/13 | at Colorado State | w 67-62 | 8268 |
| Scoring margin | -3.5 | - | * 01/08/14 | at Washington State | Wot 71-70 | 3122 |
| FIELD GOALS-ATT | 251-601 | 273-617 | * 01/12/14 | at Washington | L 54-71 | 6742 |
| Field goal pct | .418 | .442 | * 01/23/14 | at Arizona | L 57-69 | 14545 |
| 3 POINT FG-ATT | 54-183 | 70-197 | * 01/25/14 | at Arizona State | L 51-72 | 8352 |
| 3-point FG pct | .295 | .355 | * 02/13/14 | at UCLA | L 74-92 | 8431 |
| 3-pt FG made per game | 4.9 | 6.4 | * 02/16/14 | at USC | w 83-74 | 3187 |
| FREE THROWS-ATT | 170-243 | 148-202 | * 03/01/14 | at Utah | L 64-75 | 12027 |
| Free throw pct | .700 | .733 | * 03/05/14 | at Stanford | w 59-56 | 4558 |
| F-Throws made per game | 15.5 | 13.5 | * 03/08/14 | at California | Lot 65-66 | 9422 |
| REBOUNDS | 387 | 369 | | | | |
| Rebounds per game | 35.2 | 33.5 | | | | |
| Rebounding margin | +1.6 | - | | | | |
| ASSISTS | 122 | 149 | | | | |
| Assists per game | 11.1 | 13.5 | | | | |
| TURNOVERS | 160 | 143 | | | | |
| Turnovers per game | 14.5 | 13.0 | | | | |
| Turnover margin | -1.5 | - | | | | |
| Assist/turnover ratio | 0.8 | 1.0 | | | | |
| STEALS | 67 | 65 | | | | |
| Steals per game | 6.1 | 5.9 | | | | |
| BLOCKS | 34 | 50 | | | | |
| Blocks per game | 3.1 | 4.5 | | | | |
| ATTENDANCE | 0 | 84048 | | | | |
| Home games-Avg/Game | 0-0 | 11-7641 | | | | |
| Neutral site-Avg/Game | - | 0-0 | | | | |

^ = Dallas, Texas (American Airlines Center)
= Las Vegas, Nev. (MGM Grand Garden Arena)
* = Pac-12 Conference
^ = Pac-12 Conference Tournament (Las Vegas, Nev.; MGM Grand Garden Arena)

| Score by Periods | 1st | 2nd | OT | Totals |
|-------------------------|------------|------------|-----------|---------------|
| Colorado | 342 | 363 | 21 | 726 |
| Opponents | 345 | 398 | 21 | 764 |

2013-2014 Colorado Basketball
Colorado Combined Team Statistics (as of Mar 16, 2014)
Neutral site games

| RECORD: | OVERALL | HOME | AWAY | NEUTRAL |
|----------------|----------------|-------------|-------------|----------------|
| ALL GAMES | 2-3 | 0-0 | 0-0 | 2-3 |
| CONFERENCE | 0-0 | 0-0 | 0-0 | 0-0 |
| NON-CONFERENCE | 2-3 | 0-0 | 0-0 | 2-3 |

| ## | Player | gp-gs | min | avg | Total | | 3-Point | | F-Throw | | Rebounds | | | | pf | dq | a | to | blk | stl | pts | avg | | | | | | | | | | | | | | |
|----------------|---------------------|-------|------|------|---------|------|---------|------|---------|-------|----------|-----|-----|------|----|----|----|----|-----|-----|-----|------|--|--|---|--|--|--|--|--|--|--|--|--|--|--|
| | | | | | fg-fga | fg% | 3fg-fga | 3fg% | ft-fa | ft% | off | def | tot | avg | | | | | | | | | | | | | | | | | | | | | | |
| 00 | Booker, Askia | 5-5 | 172 | 34.4 | 33-77 | .429 | 4-18 | .222 | 9-10 | .900 | 6 | 16 | 22 | 4.4 | 7 | 0 | 13 | 6 | 0 | 4 | 79 | 15.8 | | | | | | | | | | | | | | |
| 40 | Scott, Josh | 5-5 | 166 | 33.2 | 18-49 | .367 | 0-1 | .000 | 27-36 | .750 | 16 | 24 | 40 | 8.0 | 9 | 0 | 4 | 12 | 3 | 6 | 63 | 12.6 | | | | | | | | | | | | | | |
| 02 | Johnson, Xavier | 5-5 | 137 | 27.4 | 17-38 | .447 | 6-14 | .429 | 3-13 | .231 | 6 | 18 | 24 | 4.8 | 11 | 1 | 1 | 8 | 0 | 3 | 43 | 8.6 | | | | | | | | | | | | | | |
| 25 | Dinwiddie, Spencer | 2-2 | 67 | 33.5 | 8-26 | .308 | 3-10 | .300 | 9-11 | .818 | 1 | 6 | 7 | 3.5 | 6 | 0 | 7 | 3 | 1 | 2 | 28 | 14.0 | | | | | | | | | | | | | | |
| 03 | Talton, Xavier | 5-3 | 117 | 23.4 | 10-22 | .455 | 5-12 | .417 | 2-2 | 1.000 | 0 | 9 | 9 | 1.8 | 9 | 0 | 3 | 6 | 0 | 3 | 27 | 5.4 | | | | | | | | | | | | | | |
| 01 | Gordon, Wesley | 5-5 | 126 | 25.2 | 10-20 | .500 | 0-2 | .000 | 3-5 | .600 | 9 | 19 | 28 | 5.6 | 11 | 0 | 2 | 8 | 3 | 2 | 23 | 4.6 | | | | | | | | | | | | | | |
| 13 | Thomas, Dustin | 5-0 | 68 | 13.6 | 5-17 | .294 | 1-5 | .200 | 0-0 | .000 | 4 | 2 | 6 | 1.2 | 12 | 0 | 1 | 7 | 0 | 0 | 11 | 2.2 | | | | | | | | | | | | | | |
| 23 | Hopkins, Jaron | 5-0 | 73 | 14.6 | 4-11 | .364 | 0-3 | .000 | 1-5 | .200 | 5 | 10 | 15 | 3.0 | 14 | 1 | 5 | 2 | 0 | 3 | 9 | 1.8 | | | | | | | | | | | | | | |
| 10 | Fletcher, Tre'Shaun | 5-0 | 46 | 9.2 | 4-16 | .250 | 1-8 | .125 | 0-0 | .000 | 4 | 2 | 6 | 1.2 | 7 | 0 | 2 | 2 | 2 | 1 | 9 | 1.8 | | | | | | | | | | | | | | |
| 05 | Stalzer, Eli | 3-0 | 18 | 6.0 | 0-5 | .000 | 0-3 | .000 | 1-2 | .500 | 1 | 1 | 2 | 0.7 | 1 | 0 | 1 | 0 | 0 | 1 | 1 | 0.3 | | | | | | | | | | | | | | |
| 24 | King, George | 2-0 | 3 | 1.5 | 0-2 | .000 | 0-2 | .000 | 1-2 | .500 | 1 | 0 | 1 | 0.5 | 0 | 0 | 0 | 0 | 0 | 0 | 1 | 0.5 | | | | | | | | | | | | | | |
| 32 | Mills, Ben | 4-0 | 7 | 1.8 | 0-0 | .000 | 0-0 | .000 | 0-0 | .000 | 1 | 0 | 1 | 0.3 | 0 | 0 | 1 | 0 | 0 | 0 | 0 | 0.0 | | | | | | | | | | | | | | |
| Team | | | | | | | | | | | 12 | 8 | 20 | | | | | | | | | | | | 1 | | | | | | | | | | | |
| Total..... | | 5 | 1000 | | 109-283 | .385 | 20-78 | .256 | 56-86 | .651 | 66 | 115 | 181 | 36.2 | 87 | 2 | 40 | 55 | 9 | 25 | 294 | 58.8 | | | | | | | | | | | | | | |
| Opponents..... | | 5 | 1000 | | 116-259 | .448 | 29-96 | .302 | 64-96 | .667 | 45 | 124 | 169 | 33.8 | 89 | - | 59 | 58 | 27 | 28 | 325 | 65.0 | | | | | | | | | | | | | | |

| TEAM STATISTICS | COLO | OPP | Date | Opponent | Score | Att. |
|------------------------|-------------|------------|----------------------------------------------------------------------------|-------------------|--------------|-------------|
| SCORING | 294 | 325 | ^ 11/08/13 | vs Baylor | L 60-72 | 5207 |
| Points per game | 58.8 | 65.0 | # 12/21/13 | vs Oklahoma State | L 73-78 | 5207 |
| Scoring margin | -6.2 | - | ^ 03/12/14 | vs USC | w 59-56 | 8734 |
| FIELD GOALS-ATT | 109-283 | 116-259 | ^ 03/13/14 | vs California | w 59-56 | 12916 |
| Field goal pct | .385 | .448 | ^ 03/14/14 | vs Arizona | L 43-63 | 12916 |
| 3 POINT FG-ATT | 20-78 | 29-96 | ^ = Dallas, Texas (American Airlines Center) | | | |
| 3-point FG pct | .256 | .302 | # = Las Vegas, Nev. (MGM Grand Garden Arena) | | | |
| 3-pt FG made per game | 4.0 | 5.8 | * = Pac-12 Conference | | | |
| FREE THROWS-ATT | 56-86 | 64-96 | ^ = Pac-12 Conference Tournament (Las Vegas, Nev.; MGM Grand Garden Arena) | | | |
| Free throw pct | .651 | .667 | | | | |
| F-Throws made per game | 11.2 | 12.8 | | | | |
| REBOUNDS | 181 | 169 | | | | |
| Rebounds per game | 36.2 | 33.8 | | | | |
| Rebounding margin | +2.4 | - | | | | |
| ASSISTS | 40 | 59 | | | | |
| Assists per game | 8.0 | 11.8 | | | | |
| TURNOVERS | 55 | 58 | | | | |
| Turnovers per game | 11.0 | 11.6 | | | | |
| Turnover margin | +0.6 | - | | | | |
| Assist/turnover ratio | 0.7 | 1.0 | | | | |
| STEALS | 25 | 28 | | | | |
| Steals per game | 5.0 | 5.6 | | | | |
| BLOCKS | 9 | 27 | | | | |
| Blocks per game | 1.8 | 5.4 | | | | |
| ATTENDANCE | 0 | 44980 | | | | |
| Home games-Avg/Game | 0-0 | 0-0 | | | | |
| Neutral site-Avg/Game | - | 5-8996 | | | | |

| Score by Periods | 1st | 2nd | Totals |
|-------------------------|------------|------------|---------------|
| Colorado | 132 | 162 | 294 |
| Opponents | 138 | 187 | 325 |

2013-2014 Colorado Basketball
Colorado Combined Team Statistics (as of Mar 16, 2014)
Games won

| RECORD: | OVERALL | HOME | AWAY | NEUTRAL |
|----------------|----------------|-------------|-------------|----------------|
| ALL GAMES | 23-0 | 16-0 | 5-0 | 2-0 |
| CONFERENCE | 10-0 | 7-0 | 3-0 | 0-0 |
| NON-CONFERENCE | 13-0 | 9-0 | 2-0 | 2-0 |

| ## | Player | gp-gs | min | avg | Total | | 3-Point | | F-Throw | | Rebounds | | | | pf | dq | a | to | blk | stl | pts | avg |
|----|---------------------|-------|------|------|----------|------|---------|------|---------|------|----------|-----|-----|------|-----|----|-----|-----|-----|-----|------|------|
| | | | | | fg-fga | fg% | 3fg-fga | 3fg% | ft-fa | ft% | off | def | tot | avg | | | | | | | | |
| 00 | Booker, Askia | 23-23 | 688 | 29.9 | 116-279 | .416 | 26-89 | .292 | 93-108 | .861 | 13 | 76 | 89 | 3.9 | 38 | 0 | 75 | 55 | 2 | 30 | 351 | 15.3 |
| 40 | Scott, Josh | 23-23 | 705 | 30.7 | 104-194 | .536 | 0-1 | .000 | 107-136 | .787 | 69 | 132 | 201 | 8.7 | 43 | 0 | 16 | 31 | 31 | 17 | 315 | 13.7 |
| 02 | Johnson, Xavier | 21-21 | 621 | 29.6 | 89-182 | .489 | 22-60 | .367 | 67-105 | .638 | 40 | 91 | 131 | 6.2 | 38 | 2 | 21 | 32 | 6 | 17 | 267 | 12.7 |
| 25 | Dinwiddie, Spencer | 14-14 | 447 | 31.9 | 51-101 | .505 | 23-52 | .442 | 90-105 | .857 | 7 | 38 | 45 | 3.2 | 26 | 0 | 56 | 26 | 3 | 24 | 215 | 15.4 |
| 01 | Gordon, Wesley | 20-18 | 514 | 25.7 | 45-88 | .511 | 2-6 | .333 | 34-56 | .607 | 48 | 70 | 118 | 5.9 | 30 | 0 | 22 | 32 | 32 | 8 | 126 | 6.3 |
| 03 | Talton, Xavier | 23-7 | 458 | 19.9 | 44-91 | .484 | 21-48 | .438 | 17-26 | .654 | 9 | 48 | 57 | 2.5 | 46 | 1 | 40 | 22 | 4 | 14 | 126 | 5.5 |
| 23 | Hopkins, Jaron | 23-6 | 402 | 17.5 | 41-99 | .414 | 17-48 | .354 | 20-38 | .526 | 14 | 54 | 68 | 3.0 | 53 | 0 | 27 | 22 | 1 | 18 | 119 | 5.2 |
| 13 | Thomas, Dustin | 23-3 | 324 | 14.1 | 30-68 | .441 | 4-24 | .167 | 23-40 | .575 | 22 | 37 | 59 | 2.6 | 51 | 1 | 15 | 37 | 3 | 4 | 87 | 3.8 |
| 10 | Fletcher, Tre'Shaun | 15-0 | 131 | 8.7 | 15-33 | .455 | 4-19 | .211 | 9-15 | .600 | 8 | 14 | 22 | 1.5 | 17 | 0 | 2 | 6 | 2 | 3 | 43 | 2.9 |
| 24 | King, George | 19-0 | 125 | 6.6 | 11-34 | .324 | 4-16 | .250 | 14-21 | .667 | 4 | 33 | 37 | 1.9 | 13 | 0 | 5 | 11 | 1 | 4 | 40 | 2.1 |
| 32 | Mills, Ben | 15-0 | 69 | 4.6 | 9-18 | .500 | 0-0 | .000 | 6-8 | .750 | 7 | 11 | 18 | 1.2 | 7 | 0 | 3 | 3 | 1 | 0 | 24 | 1.6 |
| 05 | Stalzer, Eli | 17-0 | 130 | 7.6 | 6-18 | .333 | 3-10 | .300 | 8-12 | .667 | 3 | 8 | 11 | 0.6 | 8 | 0 | 5 | 8 | 0 | 6 | 23 | 1.4 |
| 14 | Gamble, Beau | 7-0 | 11 | 1.6 | 2-5 | .400 | 2-5 | .400 | 0-2 | .000 | 0 | 5 | 5 | 0.7 | 1 | 0 | 5 | 1 | 0 | 0 | 6 | 0.9 |
| 15 | Brady, Brett | 4-0 | 10 | 2.5 | 2-4 | .500 | 2-4 | .500 | 0-0 | .000 | 1 | 0 | 1 | 0.3 | 1 | 0 | 1 | 1 | 0 | 0 | 6 | 1.5 |
| 12 | Nelson, Kevin | 8-0 | 15 | 1.9 | 1-2 | .500 | 1-2 | .500 | 0-0 | .000 | 0 | 4 | 4 | 0.5 | 2 | 0 | 0 | 0 | 0 | 0 | 3 | 0.4 |
| | Team | | | | | | | | | | | | | | | | | | | | | |
| | Total..... | 23 | 4650 | | 566-1216 | .465 | 131-384 | .341 | 488-672 | .726 | 261 | 643 | 904 | 39.3 | 374 | 4 | 293 | 299 | 86 | 145 | 1751 | 76.1 |
| | Opponents..... | 23 | 4650 | | 529-1316 | .402 | 173-492 | .352 | 264-378 | .698 | 204 | 469 | 673 | 29.3 | 504 | - | 278 | 296 | 61 | 145 | 1495 | 65.0 |

| TEAM STATISTICS | COLO | OPP | Date | Opponent | Score | Att. |
|------------------------|-------------|------------|-------------|---------------------|--------------|-------------|
| SCORING | 1751 | 1495 | 11/10/13 | UT MARTIN | w 91-65 | 8408 |
| Points per game | 76.1 | 65.0 | 11/13/13 | WYOMING | w 63-58 | 9429 |
| Scoring margin | +11.1 | - | 11/16/13 | JACKSON STATE | w 94-70 | 9042 |
| FIELD GOALS-ATT | 566-1216 | 529-1316 | 11/18/13 | ARKANSAS STATE | w 93-70 | 8204 |
| Field goal pct | .465 | .402 | 11/21/13 | SANTA BARBARA | w 76-68 | 8488 |
| 3 POINT FG-ATT | 131-384 | 173-492 | 11/24/13 | HARVARD | w 70-62 | 9770 |
| 3-point FG pct | .341 | .352 | 11/30/13 | at Air Force | w 81-57 | 5394 |
| 3-pt FG made per game | 5.7 | 7.5 | 12/03/13 | at Colorado State | w 67-62 | 8268 |
| FREE THROWS-ATT | 488-672 | 264-378 | 12/07/13 | KANSAS | w 75-72 | 11113 |
| Free throw pct | .726 | .698 | 12/13/13 | ELON | w 80-63 | 8831 |
| F-Throws made per game | 21.2 | 11.5 | 12/28/13 | GEORGIA | w 84-70 | 10848 |
| REBOUNDS | 904 | 673 | * 01/02/14 | OREGON STATE | w 64-58 | 9851 |
| Rebounds per game | 39.3 | 29.3 | * 01/05/14 | OREGON | w 100-91 | 10398 |
| Rebounding margin | +10.0 | - | * 01/08/14 | at Washington State | Wot 71-70 | 3122 |
| ASSISTS | 293 | 278 | * 01/18/14 | USC | w 83-62 | 9583 |
| Assists per game | 12.7 | 12.1 | * 02/01/14 | UTAH | Wot 79-75 | 9607 |
| TURNOVERS | 299 | 296 | * 02/05/14 | WASHINGTON STATE | w 68-63 | 8903 |
| Turnovers per game | 13.0 | 12.9 | * 02/09/14 | WASHINGTON | w 91-65 | 9461 |
| Turnover margin | -0.1 | - | * 02/16/14 | at USC | w 83-74 | 3187 |
| Assist/turnover ratio | 1.0 | 0.9 | * 02/19/14 | ARIZONA STATE | w 61-52 | 9666 |
| STEALS | 145 | 145 | * 03/05/14 | at Stanford | w 59-56 | 4558 |
| Steals per game | 6.3 | 6.3 | * 03/12/14 | vs USC | w 59-56 | 8734 |
| BLOCKS | 86 | 61 | * 03/13/14 | vs California | w 59-56 | 12916 |
| Blocks per game | 3.7 | 2.7 | | | | |
| ATTENDANCE | 151602 | 46179 | | | | |
| Home games-Avg/Game | 16-9475 | 5-4906 | | | | |
| Neutral site-Avg/Game | - | 2-10825 | | | | |

^ = Dallas, Texas (American Airlines Center)
= Las Vegas, Nev. (MGM Grand Garden Arena)
* = Pac-12 Conference
^ = Pac-12 Conference Tournament (Las Vegas, Nev.; MGM Grand Garden Arena)

| Score by Periods | 1st | 2nd | OT | Totals |
|-------------------------|------------|------------|-----------|---------------|
| Colorado | 811 | 911 | 29 | 1751 |
| Opponents | 697 | 774 | 24 | 1495 |

2013-2014 Colorado Basketball
Colorado Combined Team Statistics (as of Mar 16, 2014)
Games lost

| RECORD: | OVERALL | HOME | AWAY | NEUTRAL |
|----------------|----------------|-------------|-------------|----------------|
| ALL GAMES | 0-11 | 0-2 | 0-6 | 0-3 |
| CONFERENCE | 0-8 | 0-2 | 0-6 | 0-0 |
| NON-CONFERENCE | 0-3 | 0-0 | 0-0 | 0-3 |

| # | Player | gp-gs | min | avg | Total | | 3-Point | | F-Throw | | Rebounds | | | | pf | dq | a | to | blk | stl | pts | avg | | | |
|----------------|---------------------|-------|------|------|---------|------|---------|-------|---------|-------|----------|-----|-----|------|-----|----|-----|-----|-----|-----|-----|------|--|--|---|
| | | | | | fg-fga | fg% | 3fg-fga | 3fg% | ft-fa | ft% | off | def | tot | avg | | | | | | | | | | | |
| 40 | Scott, Josh | 11-10 | 371 | 33.7 | 51-110 | .464 | 0-1 | .000 | 62-73 | .849 | 32 | 56 | 88 | 8.0 | 18 | 0 | 6 | 18 | 9 | 10 | 164 | 14.9 | | | |
| 00 | Booker, Askia | 11-11 | 357 | 32.5 | 48-139 | .345 | 11-45 | .244 | 17-27 | .630 | 6 | 31 | 37 | 3.4 | 24 | 0 | 41 | 29 | 0 | 15 | 124 | 11.3 | | | |
| 02 | Johnson, Xavier | 11-11 | 340 | 30.9 | 42-103 | .408 | 14-38 | .368 | 20-36 | .556 | 16 | 43 | 59 | 5.4 | 26 | 1 | 5 | 22 | 4 | 8 | 118 | 10.7 | | | |
| 01 | Gordon, Wesley | 10-8 | 243 | 24.3 | 20-49 | .408 | 1-4 | .250 | 9-15 | .600 | 26 | 39 | 65 | 6.5 | 25 | 0 | 6 | 15 | 9 | 5 | 50 | 5.0 | | | |
| 23 | Hopkins, Jaron | 11-3 | 216 | 19.6 | 19-56 | .339 | 5-21 | .238 | 4-12 | .333 | 9 | 9 | 18 | 1.6 | 24 | 2 | 9 | 16 | 2 | 8 | 47 | 4.3 | | | |
| 03 | Talton, Xavier | 11-5 | 241 | 21.9 | 13-46 | .283 | 6-23 | .261 | 9-13 | .692 | 2 | 16 | 18 | 1.6 | 14 | 0 | 15 | 22 | 2 | 6 | 41 | 3.7 | | | |
| 13 | Thomas, Dustin | 11-3 | 185 | 16.8 | 16-42 | .381 | 2-9 | .222 | 5-11 | .455 | 11 | 14 | 25 | 2.3 | 31 | 0 | 3 | 11 | 0 | 3 | 39 | 3.5 | | | |
| 25 | Dinwiddie, Spencer | 3-3 | 82 | 27.3 | 10-30 | .333 | 3-11 | .273 | 12-14 | .857 | 1 | 6 | 7 | 2.3 | 6 | 0 | 8 | 4 | 1 | 2 | 35 | 11.7 | | | |
| 05 | Stalzer, Eli | 9-0 | 88 | 9.8 | 7-13 | .538 | 2-4 | .500 | 3-6 | .500 | 3 | 7 | 10 | 1.1 | 10 | 0 | 2 | 3 | 0 | 1 | 19 | 2.1 | | | |
| 10 | Fletcher, Tre'Shaun | 4-0 | 50 | 12.5 | 5-17 | .294 | 1-8 | .125 | 2-2 | 1.000 | 4 | 3 | 7 | 1.8 | 8 | 0 | 2 | 3 | 2 | 1 | 13 | 3.3 | | | |
| 32 | Mills, Ben | 9-1 | 28 | 3.1 | 2-4 | .500 | 1-1 | 1.000 | 2-2 | 1.000 | 1 | 1 | 2 | 0.2 | 3 | 0 | 1 | 2 | 0 | 1 | 7 | 0.8 | | | |
| 24 | King, George | 7-0 | 21 | 3.0 | 0-4 | .000 | 0-4 | .000 | 1-2 | .500 | 1 | 3 | 4 | 0.6 | 1 | 0 | 0 | 1 | 0 | 0 | 1 | 0.1 | | | |
| 14 | Gamble, Beau | 1-0 | 3 | 3.0 | 0-0 | .000 | 0-0 | .000 | 0-0 | .000 | 0 | 0 | 0 | 0.0 | 0 | 0 | 1 | 1 | 0 | 0 | 0 | 0.0 | | | |
| Team | | | | | | | | | | | 21 | 11 | 32 | | | | | | | | | | | | 3 |
| Total..... | | 11 | 2225 | | 233-613 | .380 | 46-169 | .272 | 146-213 | .685 | 133 | 239 | 372 | 33.8 | 190 | 3 | 99 | 150 | 29 | 60 | 658 | 59.8 | | | |
| Opponents..... | | 11 | 2225 | | 297-610 | .487 | 74-200 | .370 | 147-211 | .697 | 106 | 286 | 392 | 35.6 | 194 | - | 169 | 123 | 54 | 73 | 815 | 74.1 | | | |

| TEAM STATISTICS | COLO | OPP | Date | Opponent | Score | Att. |
|------------------------|-------------|------------|----------------------------------------------------------------------------|-------------------|--------------|-------------|
| SCORING | 658 | 815 | ^ 11/08/13 | vs Baylor | L 60-72 | 5207 |
| Points per game | 59.8 | 74.1 | # 12/21/13 | vs Oklahoma State | L 73-78 | 5207 |
| Scoring margin | -14.3 | - | * 01/12/14 | at Washington | L 54-71 | 6742 |
| FIELD GOALS-ATT | 233-613 | 297-610 | * 01/16/14 | UCLA | L 56-69 | 10802 |
| Field goal pct | .380 | .487 | * 01/23/14 | at Arizona | L 57-69 | 14545 |
| 3 POINT FG-ATT | 46-169 | 74-200 | * 01/25/14 | at Arizona State | L 51-72 | 8352 |
| 3-point FG pct | .272 | .370 | * 02/13/14 | at UCLA | L 74-92 | 8431 |
| 3-pt FG made per game | 4.2 | 6.7 | * 02/22/14 | ARIZONA | L 61-88 | 11025 |
| FREE THROWS-ATT | 146-213 | 147-211 | * 03/01/14 | at Utah | L 64-75 | 12027 |
| Free throw pct | .685 | .697 | * 03/08/14 | at California | Lot 65-66 | 9422 |
| F-Throws made per game | 13.3 | 13.4 | ^ 03/14/14 | vs Arizona | L 43-63 | 12916 |
| REBOUNDS | 372 | 392 | ^ = Dallas, Texas (American Airlines Center) | | | |
| Rebounds per game | 33.8 | 35.6 | # = Las Vegas, Nev. (MGM Grand Garden Arena) | | | |
| Rebounding margin | -1.8 | - | * = Pac-12 Conference | | | |
| ASSISTS | 99 | 169 | ^ = Pac-12 Conference Tournament (Las Vegas, Nev.; MGM Grand Garden Arena) | | | |
| Assists per game | 9.0 | 15.4 | | | | |
| TURNOVERS | 150 | 123 | | | | |
| Turnovers per game | 13.6 | 11.2 | | | | |
| Turnover margin | -2.5 | - | | | | |
| Assist/turnover ratio | 0.7 | 1.4 | | | | |
| STEALS | 60 | 73 | | | | |
| Steals per game | 5.5 | 6.6 | | | | |
| BLOCKS | 29 | 54 | | | | |
| Blocks per game | 2.6 | 4.9 | | | | |
| ATTENDANCE | 21827 | 82849 | | | | |
| Home games-Avg/Game | 2-10914 | 6-9920 | | | | |
| Neutral site-Avg/Game | - | 3-7777 | | | | |

| Score by Periods | 1st | 2nd | OT | Totals |
|-------------------------|------------|------------|-----------|---------------|
| Colorado | 303 | 349 | 6 | 658 |
| Opponents | 349 | 459 | 7 | 815 |

2013-2014 Colorado Basketball
Colorado Combined Team Statistics (as of Mar 16, 2014)
without Dinwiddie

| RECORD: | OVERALL | HOME | AWAY | NEUTRAL |
|----------------|----------------|-------------|-------------|----------------|
| ALL GAMES | 9-8 | 5-2 | 2-5 | 2-1 |
| CONFERENCE | 7-7 | 5-2 | 2-5 | 0-0 |
| NON-CONFERENCE | 2-1 | 0-0 | 0-0 | 2-1 |

| # | Player | gp-gs | min | avg | Total | | 3-Point | | F-Throw | | Rebounds | | | | pf | dq | a | to | blk | stl | pts | avg |
|----|---------------------|-------|------|------|---------|-------|---------|-------|---------|-------|----------|-----|-----|------|-----|----|-----|-----|-----|-----|------|------|
| | | | | | fg-fga | fg% | 3fg-fga | 3fg% | ft-fa | ft% | off | def | tot | avg | | | | | | | | |
| 00 | Booker, Askia | 17-17 | 567 | 33.4 | 89-221 | .403 | 16-60 | .267 | 59-75 | .787 | 10 | 66 | 76 | 4.5 | 30 | 0 | 80 | 52 | 1 | 22 | 253 | 14.9 |
| 40 | Scott, Josh | 17-16 | 567 | 33.4 | 82-171 | .480 | 0-2 | .000 | 83-104 | .798 | 46 | 86 | 132 | 7.8 | 28 | 0 | 10 | 29 | 22 | 13 | 247 | 14.5 |
| 02 | Johnson, Xavier | 17-17 | 547 | 32.2 | 79-179 | .441 | 25-63 | .397 | 50-81 | .617 | 31 | 70 | 101 | 5.9 | 32 | 1 | 12 | 27 | 5 | 11 | 233 | 13.7 |
| 03 | Talton, Xavier | 17-12 | 447 | 26.3 | 36-79 | .456 | 20-45 | .444 | 15-24 | .625 | 3 | 44 | 47 | 2.8 | 33 | 1 | 32 | 26 | 5 | 10 | 107 | 6.3 |
| 23 | Hopkins, Jaron | 17-5 | 328 | 19.3 | 26-77 | .338 | 10-36 | .278 | 13-23 | .565 | 11 | 35 | 46 | 2.7 | 38 | 1 | 20 | 23 | 1 | 16 | 75 | 4.4 |
| 01 | Gordon, Wesley | 15-11 | 372 | 24.8 | 28-65 | .431 | 3-7 | .429 | 12-19 | .632 | 35 | 51 | 86 | 5.7 | 30 | 0 | 12 | 20 | 19 | 8 | 71 | 4.7 |
| 13 | Thomas, Dustin | 17-6 | 296 | 17.4 | 26-61 | .426 | 3-18 | .167 | 9-18 | .500 | 12 | 29 | 41 | 2.4 | 47 | 1 | 8 | 30 | 2 | 5 | 64 | 3.8 |
| 05 | Stalzer, Eli | 17-0 | 181 | 10.6 | 12-25 | .480 | 5-11 | .455 | 8-14 | .571 | 4 | 14 | 18 | 1.1 | 15 | 0 | 4 | 7 | 0 | 5 | 37 | 2.2 |
| 32 | Mills, Ben | 13-1 | 54 | 4.2 | 5-11 | .455 | 1-1 | 1.000 | 2-2 | 1.000 | 3 | 7 | 10 | 0.8 | 6 | 0 | 3 | 2 | 1 | 1 | 13 | 1.0 |
| 24 | King, George | 10-0 | 64 | 6.4 | 2-14 | .143 | 1-8 | .125 | 5-6 | .833 | 1 | 10 | 11 | 1.1 | 7 | 0 | 3 | 5 | 0 | 2 | 10 | 1.0 |
| 14 | Gamble, Beau | 2-0 | 6 | 3.0 | 1-1 | 1.000 | 1-1 | 1.000 | 0-0 | .000 | 0 | 0 | 0 | 0.0 | 0 | 0 | 1 | 1 | 0 | 0 | 3 | 1.5 |
| 10 | Fletcher, Tre'Shaun | 3-0 | 18 | 6.0 | 0-4 | .000 | 0-2 | .000 | 0-0 | .000 | 0 | 0 | 0 | 0.0 | 3 | 0 | 0 | 0 | 0 | 0 | 0 | 0.0 |
| 12 | Nelson, Kevin | 2-0 | 3 | 1.5 | 0-0 | .000 | 0-0 | .000 | 0-0 | .000 | 0 | 0 | 0 | 0.0 | 0 | 0 | 0 | 0 | 0 | 0 | 0 | 0.0 |
| | Team | | | | | | | | | | 24 | 20 | 44 | | | | 9 | | | | | |
| | Total..... | 17 | 3450 | | 386-908 | .425 | 85-254 | .335 | 256-366 | .699 | 180 | 432 | 612 | 36.0 | 269 | 4 | 185 | 231 | 56 | 93 | 1113 | 65.5 |
| | Opponents..... | 17 | 3450 | | 417-968 | .431 | 112-339 | .330 | 207-290 | .714 | 161 | 388 | 549 | 32.3 | 309 | - | 238 | 191 | 68 | 117 | 1153 | 67.8 |

| TEAM STATISTICS | COLO | OPP | Date | Opponent | Score | Att. |
|------------------------|-------------|------------|-------------|------------------|--------------|-------------|
| SCORING | 1113 | 1153 | * 01/16/14 | UCLA | L 56-69 | 10802 |
| Points per game | 65.5 | 67.8 | * 01/18/14 | USC | W 83-62 | 9583 |
| Scoring margin | -2.4 | - | * 01/23/14 | at Arizona | L 57-69 | 14545 |
| FIELD GOALS-ATT | 386-908 | 417-968 | * 01/25/14 | at Arizona State | L 51-72 | 8352 |
| Field goal pct | .425 | .431 | * 02/01/14 | UTAH | Wot 79-75 | 9607 |
| 3 POINT FG-ATT | 85-254 | 112-339 | * 02/05/14 | WASHINGTON STATE | W 68-63 | 8903 |
| 3-point FG pct | .335 | .330 | * 02/09/14 | WASHINGTON | W 91-65 | 9461 |
| 3-pt FG made per game | 5.0 | 6.6 | * 02/13/14 | at UCLA | L 74-92 | 8431 |
| FREE THROWS-ATT | 256-366 | 207-290 | * 02/16/14 | at USC | W 83-74 | 3187 |
| Free throw pct | .699 | .714 | * 02/19/14 | ARIZONA STATE | W 61-52 | 9666 |
| F-Throws made per game | 15.1 | 12.2 | * 02/22/14 | ARIZONA | L 61-88 | 11025 |
| REBOUNDS | 612 | 549 | * 03/01/14 | at Utah | L 64-75 | 12027 |
| Rebounds per game | 36.0 | 32.3 | * 03/05/14 | at Stanford | W 59-56 | 4558 |
| Rebounding margin | +3.7 | - | * 03/08/14 | at California | Lot 65-66 | 9422 |
| ASSISTS | 185 | 238 | ^ 03/12/14 | vs USC | W 59-56 | 8734 |
| Assists per game | 10.9 | 14.0 | ^ 03/13/14 | vs California | W 59-56 | 12916 |
| TURNOVERS | 231 | 191 | ^ 03/14/14 | vs Arizona | L 43-63 | 12916 |
| Turnovers per game | 13.6 | 11.2 | | | | |
| Turnover margin | -2.4 | - | | | | |
| Assist/turnover ratio | 0.8 | 1.2 | | | | |
| STEALS | 93 | 117 | | | | |
| Steals per game | 5.5 | 6.9 | | | | |
| BLOCKS | 56 | 68 | | | | |
| Blocks per game | 3.3 | 4.0 | | | | |
| ATTENDANCE | 69047 | 95088 | | | | |
| Home games-Avg/Game | 7-9864 | 7-8646 | | | | |
| Neutral site-Avg/Game | - | 3-11522 | | | | |

^ = Dallas, Texas (American Airlines Center)
= Las Vegas, Nev. (MGM Grand Garden Arena)
* = Pac-12 Conference
^ = Pac-12 Conference Tournament (Las Vegas, Nev.; MGM Grand Garden Arena)

| Score by Periods | 1st | 2nd | OT | Totals |
|-------------------------|------------|------------|-----------|---------------|
| Colorado | 528 | 565 | 20 | 1113 |
| Opponents | 509 | 627 | 17 | 1153 |

2013-2014 Colorado Basketball
Colorado Combined Team Statistics (as of Mar 16, 2014)
without Dinwiddie

| RECORD: | OVERALL | HOME | AWAY | NEUTRAL |
|----------------|----------------|-------------|-------------|----------------|
| ALL GAMES | 9-8 | 5-2 | 2-5 | 2-1 |
| CONFERENCE | 7-7 | 5-2 | 2-5 | 0-0 |
| NON-CONFERENCE | 2-1 | 0-0 | 0-0 | 2-1 |

| # | Player | gp-gs | min | avg | Total | | 3-Point | | F-Throw | | Rebounds | | | | pf | dq | a | to | blk | stl | pts | avg |
|----|---------------------|-------|------|------|---------|-------|---------|-------|---------|-------|----------|-----|-----|------|-----|----|-----|-----|-----|-----|------|------|
| | | | | | fg-fga | fg% | 3fg-fga | 3fg% | ft-fa | ft% | off | def | tot | avg | | | | | | | | |
| 00 | Booker, Askia | 17-17 | 567 | 33.4 | 89-221 | .403 | 16-60 | .267 | 59-75 | .787 | 10 | 66 | 76 | 4.5 | 30 | 0 | 80 | 52 | 1 | 22 | 253 | 14.9 |
| 40 | Scott, Josh | 17-16 | 567 | 33.4 | 82-171 | .480 | 0-2 | .000 | 83-104 | .798 | 46 | 86 | 132 | 7.8 | 28 | 0 | 10 | 29 | 22 | 13 | 247 | 14.5 |
| 02 | Johnson, Xavier | 17-17 | 547 | 32.2 | 79-179 | .441 | 25-63 | .397 | 50-81 | .617 | 31 | 70 | 101 | 5.9 | 32 | 1 | 12 | 27 | 5 | 11 | 233 | 13.7 |
| 03 | Talton, Xavier | 17-12 | 447 | 26.3 | 36-79 | .456 | 20-45 | .444 | 15-24 | .625 | 3 | 44 | 47 | 2.8 | 33 | 1 | 32 | 26 | 5 | 10 | 107 | 6.3 |
| 23 | Hopkins, Jaron | 17-5 | 328 | 19.3 | 26-77 | .338 | 10-36 | .278 | 13-23 | .565 | 11 | 35 | 46 | 2.7 | 38 | 1 | 20 | 23 | 1 | 16 | 75 | 4.4 |
| 01 | Gordon, Wesley | 15-11 | 372 | 24.8 | 28-65 | .431 | 3-7 | .429 | 12-19 | .632 | 35 | 51 | 86 | 5.7 | 30 | 0 | 12 | 20 | 19 | 8 | 71 | 4.7 |
| 13 | Thomas, Dustin | 17-6 | 296 | 17.4 | 26-61 | .426 | 3-18 | .167 | 9-18 | .500 | 12 | 29 | 41 | 2.4 | 47 | 1 | 8 | 30 | 2 | 5 | 64 | 3.8 |
| 05 | Stalzer, Eli | 17-0 | 181 | 10.6 | 12-25 | .480 | 5-11 | .455 | 8-14 | .571 | 4 | 14 | 18 | 1.1 | 15 | 0 | 4 | 7 | 0 | 5 | 37 | 2.2 |
| 32 | Mills, Ben | 13-1 | 54 | 4.2 | 5-11 | .455 | 1-1 | 1.000 | 2-2 | 1.000 | 3 | 7 | 10 | 0.8 | 6 | 0 | 3 | 2 | 1 | 1 | 13 | 1.0 |
| 24 | King, George | 10-0 | 64 | 6.4 | 2-14 | .143 | 1-8 | .125 | 5-6 | .833 | 1 | 10 | 11 | 1.1 | 7 | 0 | 3 | 5 | 0 | 2 | 10 | 1.0 |
| 14 | Gamble, Beau | 2-0 | 6 | 3.0 | 1-1 | 1.000 | 1-1 | 1.000 | 0-0 | .000 | 0 | 0 | 0 | 0.0 | 0 | 0 | 1 | 1 | 0 | 0 | 3 | 1.5 |
| 10 | Fletcher, Tre'Shaun | 3-0 | 18 | 6.0 | 0-4 | .000 | 0-2 | .000 | 0-0 | .000 | 0 | 0 | 0 | 0.0 | 3 | 0 | 0 | 0 | 0 | 0 | 0 | 0.0 |
| 12 | Nelson, Kevin | 2-0 | 3 | 1.5 | 0-0 | .000 | 0-0 | .000 | 0-0 | .000 | 0 | 0 | 0 | 0.0 | 0 | 0 | 0 | 0 | 0 | 0 | 0 | 0.0 |
| | Team | | | | | | | | | | 24 | 20 | 44 | | | | 9 | | | | | |
| | Total..... | 17 | 3450 | | 386-908 | .425 | 85-254 | .335 | 256-366 | .699 | 180 | 432 | 612 | 36.0 | 269 | 4 | 185 | 231 | 56 | 93 | 1113 | 65.5 |
| | Opponents..... | 17 | 3450 | | 417-968 | .431 | 112-339 | .330 | 207-290 | .714 | 161 | 388 | 549 | 32.3 | 309 | - | 238 | 191 | 68 | 117 | 1153 | 67.8 |

| TEAM STATISTICS | COLO | OPP | Date | Opponent | Score | Att. |
|------------------------|-------------|------------|-------------|------------------|--------------|-------------|
| SCORING | 1113 | 1153 | * 01/16/14 | UCLA | L 56-69 | 10802 |
| Points per game | 65.5 | 67.8 | * 01/18/14 | USC | W 83-62 | 9583 |
| Scoring margin | -2.4 | - | * 01/23/14 | at Arizona | L 57-69 | 14545 |
| FIELD GOALS-ATT | 386-908 | 417-968 | * 01/25/14 | at Arizona State | L 51-72 | 8352 |
| Field goal pct | .425 | .431 | * 02/01/14 | UTAH | Wot 79-75 | 9607 |
| 3 POINT FG-ATT | 85-254 | 112-339 | * 02/05/14 | WASHINGTON STATE | W 68-63 | 8903 |
| 3-point FG pct | .335 | .330 | * 02/09/14 | WASHINGTON | W 91-65 | 9461 |
| 3-pt FG made per game | 5.0 | 6.6 | * 02/13/14 | at UCLA | L 74-92 | 8431 |
| FREE THROWS-ATT | 256-366 | 207-290 | * 02/16/14 | at USC | W 83-74 | 3187 |
| Free throw pct | .699 | .714 | * 02/19/14 | ARIZONA STATE | W 61-52 | 9666 |
| F-Throws made per game | 15.1 | 12.2 | * 02/22/14 | ARIZONA | L 61-88 | 11025 |
| REBOUNDS | 612 | 549 | * 03/01/14 | at Utah | L 64-75 | 12027 |
| Rebounds per game | 36.0 | 32.3 | * 03/05/14 | at Stanford | W 59-56 | 4558 |
| Rebounding margin | +3.7 | - | * 03/08/14 | at California | Lot 65-66 | 9422 |
| ASSISTS | 185 | 238 | * 03/12/14 | vs USC | W 59-56 | 8734 |
| Assists per game | 10.9 | 14.0 | * 03/13/14 | vs California | W 59-56 | 12916 |
| TURNOVERS | 231 | 191 | * 03/14/14 | vs Arizona | L 43-63 | 12916 |
| Turnovers per game | 13.6 | 11.2 | | | | |
| Turnover margin | -2.4 | - | | | | |
| Assist/turnover ratio | 0.8 | 1.2 | | | | |
| STEALS | 93 | 117 | | | | |
| Steals per game | 5.5 | 6.9 | | | | |
| BLOCKS | 56 | 68 | | | | |
| Blocks per game | 3.3 | 4.0 | | | | |
| ATTENDANCE | 69047 | 95088 | | | | |
| Home games-Avg/Game | 7-9864 | 7-8646 | | | | |
| Neutral site-Avg/Game | - | 3-11522 | | | | |

^ = Dallas, Texas (American Airlines Center)
= Las Vegas, Nev. (MGM Grand Garden Arena)
* = Pac-12 Conference
^ = Pac-12 Conference Tournament (Las Vegas, Nev.; MGM Grand Garden Arena)

| Score by Periods | 1st | 2nd | OT | Totals |
|-------------------------|------------|------------|-----------|---------------|
| Colorado | 528 | 565 | 20 | 1113 |
| Opponents | 509 | 627 | 17 | 1153 |

[Contact Us](#)

Colorado (23-10)
Men's Basketball National Ranking Summary
Thru Games 03/13/2014

[Back to team selections](#)[Pac-12 - All Teams](#)

| Category | Rank | Actual | National Leader | Actual |
|------------------------------------------------|------|--------|------------------------------------|--------|
| Won-Lost Percentage (345 ranked) | 59 | 69.7 | Wichita St. | 100.0 |
| Scoring Offense (345 ranked) | 151 | 71.7 | VMI | 87.7 |
| Scoring Defense (345 ranked) | 120 | 68.1 | Virginia | 55.4 |
| Scoring Margin (345 ranked) | 117 | 3.6 | Louisville | 21.3 |
| Field-Goal Percentage (345 ranked) | 182 | 44.1 | North Dakota St. | 50.9 |
| Field-Goal Percentage Defense (345 ranked) | 129 | 42.8 | Eastern Mich. | 36.4 |
| Three-Point Field Goals Per Game (345 ranked) | 271 | 5.2 | Creighton | 10.4 |
| Three-Point Field-Goal Percentage (345 ranked) | 270 | 31.7 | Creighton | 42.7 |
| Three Pt FG Defense (345 ranked) | 256 | 35.7 | Saint Louis | 27.5 |
| Free-Throw Percentage (345 ranked) | 107 | 71.8 | Cal St. Northridge | 78.8 |
| Rebound Margin (345 ranked) | 13 | 6.9 | Quinnipiac | 11.8 |
| Assists Per Game (345 ranked) | 248 | 11.7 | Iowa St. | 18.7 |
| Assist Turnover Ratio (345 ranked) | 273 | 0.88 | Creighton | 1.78 |
| Blocked Shots Per Game (345 ranked) | 187 | 3.5 | St. John's (NY) | 7.6 |
| Steals Per Game (345 ranked) | 166 | 6.1 | VCU | 11.5 |
| Turnovers Per Game (345 ranked) | 266 | 13.3 | Wisconsin | 8.2 |
| Turnover Margin (345 ranked) | 254 | -1.0 | Louisville | 7.2 |
| Personal Fouls Per Game (345 ranked) | 21 | 16.6 | Michigan | 14.6 |
| Total Blocks (345 ranked) | 169 | 114.0 | St. John's (NY) | 243.0 |
| Total Assists (345 ranked) | 193 | 387.0 | Iowa St. | 579.0 |
| Total Rebounds (345 ranked) | 20 | 1251.0 | Quinnipiac | 1410.0 |
| Free Throw Attempts (345 ranked) | 19 | 871.0 | BYU | 1025.0 |
| Free Throws Made (345 ranked) | 17 | 625.0 | Cal St. Northridge | 719.0 |
| 3-pt Field Goal Attempts (345 ranked) | 205 | 545.0 | VMI | 873.0 |
| Total 3-point FGM (345 ranked) | 241 | 173.0 | Iona | 330.0 |
| Total Steals (345 ranked) | 136 | 202.0 | VCU | 358.0 |
| Fewest Turnovers (345 ranked) | 301 | 440.0 | Wisconsin | 253.0 |
| Fewest Fouls (345 ranked) | 63 | 549.0 | Michigan | 439.0 |
| Offensive Rebounds Per Game (345 ranked) | 124 | 11.64 | Quinnipiac | 16.84 |
| Defensive Rebounds per Game (345 ranked) | 26 | 26.27 | Iowa St. | 28.74 |

| Category | Player | Rank | Actual | National Leader | Actual |
|------------------------------------------------|-------------------------------|------|--------|--------------------------------------------|--------|
| Points Per Game (250 ranked) | | | | Doug McDermott, Crghtn | 26.8 |
| Field-Goal Percentage (250 ranked) | | | | Marshall Bjorklund, NDakSt | 63.6 |
| Three-Point Field Goals Per Game (250 ranked) | | | | Akeem Richmond, E.Caro | 4.64 |
| Three-Point Field-Goal Percentage (250 ranked) | | | | Micah Mason, Duqsne | 56.0 |
| Free-Throw Percentage (250 ranked) | Askia Booker | 145 | 81.5 | Travis Bader, OakInd | 94.3 |
| | Josh Scott | 165 | 80.9 | | |
| Rebounds Per Game (250 ranked) | Josh Scott | 48 | 8.7 | Alan Williams, UCSB | 11.5 |
| Assists Per Game (250 ranked) | Askia Booker | 234 | 3.5 | Jason Brickman, LIU | 10.0 |
| Blocked Shots Per Game (250 ranked) | Wesley Gordon | 145 | 1.41 | Jordan Bachynski, ArizSt | 4.13 |
| | Josh Scott | 215 | 1.18 | | |
| Steals Per Game (250 ranked) | Askia Booker | 250 | 1.33 | Briante Weber, VCU | 3.58 |
| Total Points (250 ranked) | Josh Scott | 239 | 475.0 | Antoine Mason, Niagra | 846.0 |
| Total Rebounds (250 ranked) | Josh Scott | 28 | 287.0 | Jerelle Benimon, Towson | 378.0 |
| Assist Turnover Ratio (250 ranked) | | | | Monté Morris, IowaSt | 5.71 |

| | | | | | |
|------------------------------------------|---------------|-----|-------|--------------------------|--------|
| Double Doubles (100 ranked) | Josh Scott | 23 | 13.0 | Jerrelle Benimon, Towson | 21.0 |
| Triple Doubles (30 ranked) | | | | Kyle Anderson, UCLA | 1.0 |
| | | | | Jerrelle Benimon, Towson | 1.0 |
| | | | | Alec Brown, UW-GB | 1.0 |
| | | | | Kenny Chery, Baylor | 1.0 |
| | | | | Kahlil Felder, Oaklnd | 1.0 |
| | | | | Jalen James, SnJose | 1.0 |
| | | | | Aaric Murray, TexSo. | 1.0 |
| | | | | Shabazz Napier, UConn | 1.0 |
| | | | | Elfrid Payton, La.Laf | 1.0 |
| | | | | Brian Voelkel, Vermnt | 1.0 |
| Total Assists (250 ranked) | Askia Booker | 195 | 114.0 | Jason Brickman, LIU | 290.0 |
| Total Blocks (250 ranked) | Wesley Gordon | 165 | 41.0 | Jordan Bachynski, ArizSt | 132.0 |
| | Josh Scott | 190 | 39.0 | | |
| Total Field Goals Made (100 ranked) | | | | T.J. Warren, N.C.St | 302.0 |
| Minutes Per Game (100 ranked) | | | | Bryce Cotton, Prov. | 2396.3 |
| 3-pt Field Goal Attempts (100 ranked) | | | | Akeem Richmond, E.Caro | 384.0 |
| Total 3-point FGM (250 ranked) | | | | Akeem Richmond, E.Caro | 153.0 |
| Total Steals (250 ranked) | Askia Booker | 186 | 44.0 | Briante Weber, VCU | 111.0 |
| Total Field Goal Attempts (100 ranked) | | | | Antoine Mason, Niagra | 612.0 |
| Free Throws Made (100 ranked) | Josh Scott | 45 | 169.0 | Antoine Mason, Niagra | 260.0 |
| Free Throw Attempts (100 ranked) | Josh Scott | 74 | 209.0 | Antoine Mason, Niagra | 357.0 |
| Offensive Rebounds Per Game (100 ranked) | Josh Scott | 58 | 3.03 | Ryan Watkins, Boise | 4.97 |
| Defensive Rebounds per Game (100 ranked) | Josh Scott | 74 | 5.67 | Jerrelle Benimon, Towson | 9.03 |

CU IN NCAA TOURNAMENT

(12 appearances, two Final Fours): 10-14 (.417)

2013 (0-1)

Illinois 57, Colorado 49 Mar. 22 Austiin, Texas (Second Round)

2012 (1-1)

Colorado 68, UNLV 64 Mar. 15 Albuquerque, N.M. (Second Round)

Baylor 80, Colorado 63 Mar. 17 Albuquerque, N.M. (Third Round)

2003 (0-1)

Michigan State 79, Colorado 64 Mar. 21 Tampa, Fla. (First Round)

1997 (1-1)

Colorado 80, Indiana 62 Mar. 13 Winston-Salem, N.C. (First Round)

^North Carolina 73, Colorado 56 Mar. 15 Winston-Salem, N.C. (Second Round)

1969 (1-1)

Colorado State 64, Colorado 56 Mar. 13 Lawrence, Kan. (Midwest Regional)

Colorado 97, Texas A&M 82 Mar. 15 Lawrence, Kan. (Regional Third Place)

1963 (1-1)

Colorado 78, Oklahoma City 72 Mar. 15 Lawrence, Kan. (Midwest Regional)

Cincinnati 67, Colorado 60 Mar. 16 Lawrence, Kan. (Regional Final)

1962 (1-1)

Colorado 67, Texas Tech 60 Mar. 16 Manhattan, Kan. (Midwest Regional)

*Cincinnati 73, Colorado 46 Mar. 17 Manhattan, Kan. (Regional Final)

1955 (3-1)

Colorado 69, Tulsa 59 Mar. 10 Manhattan, Kan. (West Regional)

Colorado 93, Bradley 81 Mar. 15 Manhattan, Kan. (West Regional)

*San Francisco 62, Colorado 50 Mar. 19 Kansas City, Mo. (NCAA Semifinal)

Colorado 75, Iowa 54 Mar. 21 Kansas City, Mo. (NCAA Third Place)

1954 (0-2)

Bradley 76, Colorado 64 Mar. 12 Stillwater, Okla. (West Regional)

Rice 78, Colorado 55 Mar. 13 Stillwater, Okla. (Regional Consolation)

1946 (1-1)

California 50, Colorado 44 Mar. 22 Kansas City, Mo. (Western Regional)

Colorado 59, Baylor 44 Mar. 23 Kansas City, Mo. (Regional Third Place)

1942 (1-1)

Colorado 46, Kansas 44 Mar. 20 Kansas City, Mo. (Western Regional)

*Stanford 46, Colorado 34 Mar. 21 Kansas City, Mo. (NCAA Semifinal)

1940 (0-2)

Southern California 38, Colorado 32 Mar. 20 Kansas City, Mo. (Western Regional)

Rice 60, Colorado 56 Mar. 21 Kansas City, Mo. (Regional Third Place)

*Would go on to win NCAA Championship

^Dean Smith surpassed Adolph Rupp to move into first on the all-time wins list in this game (877). Smith would later lose his top spot on the win's list to Bobby Knight, who CU beat in the first round.

CU NCAA Tournament Highs

TEAM

| Stat | No. | Opponent | Year |
|---------------|----------------|---------------|------|
| Points | 97 | Texas A&M | 1969 |
| Field Goals | 41 (72 FGA) | Texas A&M | 1969 |
| FG% | .569 (41-72) | Texas A&M | 1969 |
| Free Throws | 33 (47 FTA) | Bradley | 1955 |
| FT% | .818 (9-of-11) | Stanford | 1942 |
| 3-Point Makes | 7 (12 3PA) | UNLV | 2012 |
| | 7 (9 3PA) | Indiana | 1997 |
| 3-Point% | .778 (7-of-9) | Indiana | 1997 |
| Assists | 13 | Baylor | 2012 |
| Rebounds | 46 | UNLV | 2012 |
| | 46 | Oklahoma City | 1963 |

INDIVIDUAL

| Stat | Player | No. | Opponent | Year |
|---------------|--------------------|---------------|----------------|------|
| Points | Cliff Meely | 32 | Colorado State | 1969 |
| Rebounds | Jim Ranglos | 19 | Bradley | 1955 |
| Assists | Howard Frier | 5 | North Carolina | 1997 |
| Blocks | David Harrison | 7 | Michigan State | 2003 |
| Steals | Andre Roberson | 4 | Baylor | 2012 |
| Field Goals | Cliff Meely | 12 (23 FGA) | Texas A&M | 1969 |
| | Bob Jeangerard | 12 (24 FGA) | Bradley | 1955 |
| FG% | Wilky Gilmore | .833 (5-of-6) | Cincinnati | 1962 |
| | Andre Roberson | .800 (4-of-5) | Baylor | 2012 |
| Free Throws | Cliff Meely | 10 (14 FTA) | Colorado State | 1969 |
| | Tom Harrold | 10 (15 FTA) | Bradley | 1955 |
| | Burdette Haldorson | 10 (12 FTA) | Tulsa | 1955 |
| 3-Point Makes | Askia Booker | 4 (4-of-10) | Illinois | 2013 |

NCAA TOURNAMENT HISTORY

Record Breakdowns

| Opponent | Record | Last Mtg. |
|---------------------|--------------|-------------|
| Baylor | 1-1 | 2012 |
| Bradley | 1-1 | 1955 |
| California | 0-1 | 1946 |
| Cincinnati | 0-2 | 1963 |
| Colorado State | 0-1 | 1969 |
| Illinois | 0-1 | 2013 |
| Indiana | 1-0 | 1997 |
| Iowa | 1-0 | 1955 |
| Michigan State | 0-1 | 2003 |
| Nevada Las Vegas | 1-0 | 2012 |
| North Carolina | 0-1 | 1997 |
| Oklahoma City | 1-0 | 1963 |
| Rice | 0-2 | 1954 |
| San Francisco | 0-1 | 1955 |
| Southern California | 0-1 | 1940 |
| Stanford | 0-1 | 1942 |
| Texas A&M | 1-0 | 1969 |
| Texas Tech | 1-0 | 1962 |
| Tulsa | 1-0 | 1955 |
| TOTALS | 10-14 | 2013 |

| Site | Gms | Record |
|-------------------|-----|--------|
| Kansas City, Mo. | 8 | 3-5 |
| Manhattan, Kan. | 6 | 4-2 |
| Greensboro, N.C. | 2 | 1-1 |
| Lawrence, Kan. | 2 | 1-1 |
| Stillwater, Okla. | 2 | 0-2 |
| Albuquerque, N.M. | 2 | 1-1 |
| Austin, Texas | 1 | 0-1 |
| Tampa, Fla. | 1 | 0-1 |

| Region | Seasons | Gms | Record |
|---------|---------|-----|--------|
| West | 5 | 12 | 5-7 |
| Midwest | 3 | 6 | 3-3 |
| East | 2 | 3 | 1-2 |
| South | 2 | 3 | 1-2 |

| Seed | Seasons | Gms | Record |
|-------------|---------|-----|--------|
| No. 9 Seed | 1 | 2 | 1-1 |
| No. 10 Seed | 2 | 2 | 0-2 |
| No. 11 Seed | 1 | 2 | 1-1 |

| Round | Seasons | Gms | Record |
|----------------------|---------|-----|--------|
| First Round (6 Bys) | 8 | 3 | 1-1 |
| Second Round | 3 | 3 | 1-2 |
| Third Round | 1 | 1 | 0-1 |
| Regional Semifinal | 8 | 8 | 4-4 |
| Regional Third Place | 4 | 4 | 2-2 |
| Regional Final | 4 | 4 | 1-3 |
| National Semifinal | 1 | 1 | 0-1 |
| National Third Place | 1 | 1 | 1-0 |

NCAA Game Records

Points

| |
|---------------------------------------------|
| 32, Cliff Meely vs. Colorado State, 3/13/69 |
| 29, Bob Jeangerard vs. Bradley, 3/15/55 |
| 28, Burdie Haldorson vs. Tulsa, 3/10/55 |
| 26, Ken Charlton vs. Oklahoma City, 3/15/63 |
| 24, Chauncey Billups vs. Indiana, 3/13/97 |
| 24, Cliff Meely vs. Texas A&M, 3/15/69 |

Field Goals

| |
|---------------------------------------------|
| 12, Bob Jeangerard vs. Bradley, 3/15/55 |
| 11, Cliff Meely vs. Texas A&M, 3/15/69 |
| 11, Cliff Meely vs. Colorado State, 3/13/69 |
| 9, Ken Charlton vs. Cincinnati, 3/16/63 |

| |
|--------------------------------------------|
| 9, Ken Charlton vs. Oklahoma City, 3/15/63 |
| 9, Ken Charlton vs. Texas Tech, 3/16/62 |
| 9, Burdie Haldorson vs. Tulsa, 3/10/55 |

Field Goal Attempts

| |
|---------------------------------------------|
| 26, Cliff Meely vs. Colorado State, 3/13/69 |
| 24, Bob Jeangerard vs. Bradley, 3/15/55 |
| 23, Cliff Meely vs. Texas A&M, 3/15/69 |
| 21, Ken Charlton vs. Texas Tech, 3/16/62 |
| 20, Burdie Haldorson vs. Tulsa, 3/10/55 |

Field Goal Percentage (min. 6)

| |
|-----------------------------------------------------|
| .833, Maurice Gilmore vs. Cincinnati, 3/17/62 (5-6) |
| .727, Jim Davis vs. Texas Tech, 3/16/62 (8-11) |
| .714, Charles Mock vs. Tulsa, 3/10/55 (5-7) |
| .667, Milt Mueller vs. Oklahoma City, 3/15/63 (4-6) |
| .643, Ken Charlton vs. Okla. City, 3/15/63 (9-14) |

Three-Point Field Goals

| |
|---------------------------------------------|
| 4, Askia Booker vs. Illinois, 3/22/13 |
| 3, Askia Booker vs. Baylor, 3/17/12 |
| 3, Austin Dufault vs. UNLV, 3/15/12 |
| 3, Blair Wilson vs. Michigan State, 3/21/03 |
| 3, Chauncey Billups vs. Indiana, 3/13/97 |
| 3, Martice Moore vs. Indiana, 3/13/97 |
| 2, Askia Booker vs. UNLV, 3/15/12 |
| 2, Carl Brown vs. UNLV, 3/15/12 |

Three-Point Field Goal Attempts

| |
|-------------------------------------------------|
| 10, Askia Booker vs. Illinois, 3/22/13 |
| 9, Chauncey Billups vs. North Carolina, 3/15/97 |
| 5, Carl Brown vs. Baylor, 3/17/12 |
| 5, Blair Wilson vs. Michigan State, 3/21/03 |
| 5, Martice Moore vs. North Carolina, 3/15/97 |

Three-Point FG Percentage (min. 3)

| |
|------------------------------------------------------|
| 1.000, Askia Booker vs. Baylor, 3/17/12 (3-of-3) |
| .750, Austin Dufault vs. UNLV, 3/15/12 (3-of-4) |
| .750, Chauncey Billups vs. Indiana, 3/13/97 (3-of-4) |
| .750, Martice Moore vs. Indiana, 3/13/97 (3-of-4) |
| .667, Askia Booker vs. UNLV, 3/15/12 (2-of-3) |
| .667, Carl Brown vs. UNLV, 3/15/12 (2-of-3) |

Free Throws

| |
|---------------------------------------------|
| 10, Cliff Meely vs. Colorado State, 3/13/69 |
| 10, Tom Harrold vs. Bradley, 3/15/55 |
| 10, Burdie Haldorson vs. Tulsa, 3/10/55 |
| 9, Burdie Haldorson vs. Bradley, 3/15/55 |
| 8, Ken Charlton vs. Oklahoma City, 3/15/63 |

Free Throw Attempts

| |
|---------------------------------------------|
| 15, Tom Harrold vs. Bradley, 3/15/55 |
| 14, Cliff Meely vs. Colorado State, 3/13/69 |
| 13, Burdie Haldorson vs. Bradley, 3/12/54 |
| 12, Burdie Haldorson vs. Bradley, 3/15/55 |
| 12, Burdie Haldorson vs. Tulsa, 3/10/55 |

Free Throw Percentage (min. 5)

| |
|------------------------------------------------------|
| 1.000, Ken Charlton vs. Cincinnati, 3/16/63 (5-of-5) |
| 1.000, Bob Doll vs. Stanford, 3/21/42 (5-of-5) |
| .833, Chauncey Billups vs. Indiana, 3/13/97 (5-of-6) |
| .833, Wilky Gilmore vs. Cincinnati, 3/17/62 (5-of-6) |
| .833, Bob Jeangerard vs. Bradley, 3/15/55 (5-of-6) |
| .833, Burdie Haldorson vs. Tulsa, 3/10/55 (10-of-12) |

Rebounds

| |
|------------------------------------------|
| 19, Jim Ranglos vs. Bradley, 3/15/55 |
| 17, Jim Davis vs. Oklahoma City, 3/15/63 |
| 16, Andre Roberson vs. UNLV, 3/15/12 |

| |
|------------------------------------------|
| 16, Cliff Meely vs. Texas A&M, 3/15/63 |
| 14, Josh Scott vs. Illinois, 3/22/13 |
| 14, Milt Mueller vs. Cincinnati, 3/16/63 |
| 14, Burdie Haldorson vs. Tulsa, 3/10/55 |

Offensive Rebounds

| |
|-------------------------------------------------|
| 6, Josh Scott vs. Illinois, 3/22/13 |
| 3, Andre Roberson vs. UNLV, 3/15/12 |
| 3, David Harrison vs. Michigan State, 3/21/03 |
| 3, Fred Edmonds vs. North Carolina, 3/15/97 |
| 2, Carl Brown vs. UNLV, 3/15/12 |
| 2, Michel Morandais vs. Michigan State, 3/21/03 |
| 2, Ronnie DeGray vs. Indiana, 3/13/97 |
| 2, Greg Jensen vs. Indiana, 3/13/97 |

Defensive Rebounds

| |
|-------------------------------------------------|
| 13, Andre Roberson vs. UNLV, 3/15/12 |
| 9, Martice Moore vs. Indiana, 3/13/97 |
| 8, Josh Scott vs. Illinois, 3/22/13 |
| 7, Andre Roberson vs. Baylor, 3/17/12 |
| 6, Michel Morandais vs. Michigan State, 3/21/03 |
| 5, Spencer Dinwiddie vs. UNLV, 3/15/12 |
| 5, Carl Brown vs. UNLV, 3/15/12 |
| 5, Stephane Pelle vs. Michigan State, 3/21/03 |
| 5, Chauncey Billups vs. Indiana, 3/13/97 |

Assists

| |
|-------------------------------------------------|
| 5, Howard Frier vs. North Carolina, 3/15/97 |
| 4, Spencer Dinwiddie vs. Illinois, 3/22/13 |
| 4, Shane Harris-Tunks vs. Baylor, 3/17/12 |
| 4, Carl Brown vs. UNLV, 3/15/12 |
| 3, Michel Morandais vs. Michigan State, 3/21/03 |
| 3, Chauncey Billups vs. North Carolina, 3/15/97 |
| 3, Chauncey Billups vs. Indiana, 3/13/97 |
| 3, Fred Edmonds vs. Indiana, 3/13/97 |

Steals

| |
|-------------------------------------------------|
| 4, Andre Roberson vs. Baylor, 3/17/12 |
| 2, Andre Roberson vs. Illinois, 3/22/13 |
| 2, Stephane Pelle vs. Michigan State, 3/21/03 |
| 2, Blair Wilson vs. Michigan State, 3/21/03 |
| 2, Charlie Melvin vs. Indiana, 3/13/97 |
| 2, Chauncey Billups vs. North Carolina, 3/15/97 |
| 2, Howard Frier vs. North Carolina, 3/15/97 |

Blocks

| |
|----------------------------------------------------|
| 7, David Harrison vs. Michigan State, 3/21/03 |
| 3, Andre Roberson vs. Illinois, 3/22/13 |
| 2, Andre Roberson vs. UNLV, 3/15/12 |
| 1, 10 times, last, A. Roberson vs. Baylor, 3/17/12 |

Minutes

| |
|----------------------------------------------------------|
| 37, Andre Roberson vs. UNLV, 3/15/12 |
| 36, Andre Roberson vs. Baylor, 3/17/12 |
| 36, Nate Tomlinson vs. UNLV, 3/15/12 |
| 35, Chauncey Billups vs. N. Carolina, 3/15/97 |
| 34, Askia Booker & Andre Roberson, vs. Illinois, 3/22/13 |
| 34, Martice Moore vs. Indiana, 3/13/97 |
| 34, David Harrison vs. Michigan State, 3/21/03 |

Double-Doubles

| |
|---------------------------------------------------------|
| 12 pts, 16 rbs: Andre Roberson vs. UNLV, 3/15/12 |
| 17 pts, 10 rbs: Martice Moore vs. Indiana, 3/13/97 |
| 24 pts, 16 rbs: Cliff Meely vs. Texas A&M, 3/15/69 |
| 18 pts, 11 rbs: Mike Coleman vs. Texas A&M, 3/15/69 |
| 32 pts, 11 rbs: Cliff Meely vs. Colorado State, 3/13/69 |
| 23 pts, 12 rbs: Ken Charlton vs. Cincinnati, 3/16/63 |
| 11 pts, 12 rbs: Jim Davis vs. Cincinnati, 3/16/63 |
| 28 pts, 14 rbs: Burdie Haldorson vs. Tulsa, 3/10/55 |
| 23 pts, 10 rbs: Burdie Haldorson vs. Bradley, 3/15/55 |
| 10 pts, 19 rbs: Jim Ranglos vs. Bradley, 3/15/55 |
| 26 pts, 12 rbs: Ken Charlton vs. Oklahoma City, 3/15/63 |
| 16 pts, 17 rbs: Jim Davis vs. Oklahoma City, 3/15/63 |

NOTE: Offensive Rebounds, Defensive Rebounds, All Three-Point categories, Assists, Blocks, Steals and Minutes since 1997; Field Goals Attempted and Percentage, Free Throws Attempted and Percentage and Rebounds since 1954.

RADIO/TV CHART



#0 Askia Booker
Guard • Junior • 6-2 • 170
Los Angeles, Calif.



#1 Wesley Gordon
Forward • Redshirt-Freshman • 6-9 • 225
Colorado Springs, Colo.



#2 Xavier Johnson
Guard/Forward • Sophomore • 6-7 • 220
Los Angeles, Calif.



#3 Xavier Talton
Guard • Sophomore • 6-2 • 180
Sterling, Colo.



#5 Eli Stalzer
Guard • Sophomore • 6-3 • 190
Brea, Calif.



#10 Tre'Shaun Fletcher
Guard/Forward • Freshman • 6-7 • 200
Tacoma, Wash.



#12 Kevin Nelson
Guard • Senior • 6-2 • 185
Albuquerque, N.M.



#13 Dustin Thomas
Forward • Freshman • 6-7 • 220
Texarkana, Texas



#14 Beau Gamble
Guard • Senior • 6-0 • 180
Boulder, Colo.




#23 Jaron Hopkins
Guard • Freshman • 6-5 • 190
Mesa, Ariz.




#24 George King
Guard/Forward • Freshman • 6-5 • 208
San Antonio, Texas



#25 Spencer Dinwiddie
Guard • Junior • 6-6 • 200
Woodland Hills, Calif.



#32 Ben Mills
Guard • Senior • 7-0 • 230
Hartland, Wis.



#40 Josh Scott
Forward • Sophomore • 6-10 • 245
Monument, Colo.